



HANSE 588

BROKER'S COMMENTS

Hanse 588 (Launched in 2024) This 17.2m yacht blends cutting-edge performance with effortless handling and modern luxury. Designed by Judel/Vrolijk & Co, she features three spacious cabins including a premium owner's suite, a bright panoramic saloon and a large cockpit with twin helms and electric bathing platform. Built for ultimate cruising comfort. New price 2024: €950,000 (excl. VAT) Now offered in a No Reserve Auction starting at €475,000! Link to the auction : <https://bit.ly/Hanse588-no-reserve>. Berth till March 2026 included in Split!

Arjen Hoeksma

SPECIFICATIONS

Dimensions	17.20 x 5.20 x 2.60 (m)	Builder	Hanse Yachts AG
Built	2023	Cabins	3
Material	GRP	Berths	6
Engine(s)	1 x Yanmar 4LV150 diesel	Hp/Kw	150.00 (hp), 110.40 (kw)
Asking price	€ 475.000 (VAT Not paid)	Lying	Croatia

CONTACT

Sales office	De Valk Dalmatia	Telephone	0031 653 299 244
Address	Ul. Velimira Skorpika 22000 Sibenik HR	E-mail	dalmatia@devalk.nl

DISCLAIMER

These particulars are given in good faith as supplied but cannot be guaranteed.



GENERAL

Model	HANSE 588
Type	sailing yacht
LOA (m)	17,20
LWL (m)	15,15
Beam (m)	5,20
Draft (m)	2,60
Air draft (m)	25,85
Year built	2023
Launched	2024
Builder	Hanse Yachts AG
Country	Germany
Designer	Judel & Vrolijk
Displacement (t)	22,8
CE norm	A
Hull material	GRP
Keel type	fin keel
Deck finish	synthetic teak
Cockpit deck finish	synthetic teak
Dorades	yes
Deckhatch	yes
Fuel tank (litre)	520
Freshwater tank (litre)	770
Blackwater tank (litre)	35 liter fwd, 85 liter aft
Blackwater tank extraction	yes
Wheel steering	2x Aluminium lectern style pedestals in white, with footrests
Outside helm position	yes
Extra info	Launched 2024!
Extra info	Hull no : DE-HANW0145J324

ACCOMMODATION



Cabins	3
Berths	6
Crew cabin	1
Crew berths	1
Layout	Standard, side cabin storage with washing machine and fridge
Saloon	yes
Air-conditioning	40.000 BTU, 4 units, fwd and aft cabin
Chart table	yes
Galley	yes
Countertop	yes
Sink	yes
Oven	yes
Hot water system	220V + engine
Water pressure system	electrical
Owners cabin	double bed
Wardrobe	hanging/drawers/shelves
Bathroom	en suite
Toilet	en suite
Toilet system	electric
Wash basin	in the bathroom
Shower	en suite
Guest cabin 1	double bed
Wardrobe	hanging and drawers
Bathroom	shared
Toilet	shared
Toilet system	electric
Wash basin	in the bathroom
Shower	shared
Guest cabin 2	double bed
Wardrobe	hanging and drawers
Bathroom	shared
Toilet	shared



Toilet system	electric
Wash basin	in the bathroom
Shower	shared
Crew cabin(s)	1
Toilet (crew)	1
Wash basin	1
Extra info	Utility room with Washer / Dryer and Freezer
Washing machine	yes
Dryer	yes
Tender garage	Easy tender System with windlass and launch system

MACHINERY

No of engines	1
Make	Yanmar
Type	4LV150
HP	150
kW	110.40
Fuel	diesel
Engine hours	450
Engine controls	yes
Bowthruster	Retractable, 24V
Sternthruster	yes
Gearbox	yes
Propeller type	folding
Propeller blades	4
Manual bilge pump	yes
Electric bilge pump	yes
Bilge alarm	yes
Generator	Fisher Panda 8000i. 6,4 kW
Batteries	yes
Start battery	1x 90 Ah



Service battery	2x 160 Ah AGM
Bowthruster battery	yes
Battery charger	70A
Inverter	yes
Battery charger/inverter	12V / 2600 W / 100A
Shorepower	2x
Extra info	From the first owner

NAVIGATION

Compass	yes
Electric compass	yes
Multi control display	yes
Depth sounder	yes
Depth sounder/log	B&G Triton displays
Log	yes
Windset	B&G Triton displays
Repeater	B&G Triton displays
VHF	B&G VHF V60 chart table
VHF handheld	B&G H60
Autopilot	B&G with remote control WR10
Rudder angle indicator	yes
Radar	B&G radar Halo
GPS	yes
Plotter/GPS	2x B&G Zeus 12" Chart plotters
Radar/GPS	yes
Radar/plotter	yes
Radar/GPS/plotter	yes
Wifi antenna	yes
Navigation lights	yes
Extra info	2 instrument pods, 1 per helm station, courtesy lights cockpit
Extra info	Easy tender system (windlass and launching system)



EQUIPMENT

Sprayhood	yes
Fixed hardtop	yes
Bimini	Fixed GRP
Cockpit cushions	yes
Cockpit table	2x aluminium with teak tops, electrically lowering sunbed
Bathing platform	yes
Boarding ladder	yes
Deck shower	yes
Anchor	Delta 40 kg galvanized
Anchor chain	60 meter galvanized
Chain counter	yes
Windlass	1500W with remote control
Deck wash	Bow area, electrical
Dinghy	Rin with Honda 6 hp
Sea railing	yes
Railing side opening gates	yes
Radar reflector	yes
Fenders	yes
Mooring lines	yes
TV	Led TV saloon, lifting system
Radio	yes
Radio-cd player	Fusion Apollo MS-RA770 Multimedia with Wi-Fi, subwoofer, remote
Sub-woofer	yes
Cockpit speakers	2x high end 2-way
Speakers in salon	4x high end 2-way
Fire extinguisher	yes
Extra info	Pedestals with plotters, windlass, bow and stern thrust control
Extra info	LED lights side decks and in toerail, 4 extra midship cleats
Extra info	Blinds for deck hatches, hull windows and side coach roof window



RIGGING

Rigging	yes
Brand mast	Seldén
Mainsail	Elvstrom. 92,80m2
Genoa	Reacher, 110 m2
Gennaker	Elvstrom 225m2
Self tacking jib installation	64 m2
Reefing System	main in-mast furling
Backstay adjuster	hydraulic
Secondary sheet winch	2x Electric Lewmar ST55
Halyard winches	2x electric Lewmar 65 ST



HANSE 588




HANSE 588





HANSE 588








HANSE 588





HANSE 588



HANSE 588



HANSE 588



HANSE 588








HANSE 588





HANSE 588



