



DE VALK  
YACHT BROKERS



## CUSTOM EXPLORER TRAWLER 1800



DE VALK  
YACHT BROKERS

# CUSTOM EXPLORER TRAWLER 1800

## BROKER'S COMMENTS

A true no-nonsense Explorer Trawler built in the Netherlands. This long-range Bekebrede-designed trawler, featuring a Portuguese bridge deck, is purpose-built for serious cruising and offshore exploration. Having already proven her capabilities in distant waters, she offers a rare combination of seaworthiness, safety, and rugged reliability. Designed for long-term liveaboard comfort, she's fully equipped for extended voyages. This vessel is all about function and endurance. Her impressive round-bilged hull speaks to her robust character and ocean-going pedigree.

*Mark Hesselmans*

## SPECIFICATIONS

<b>Dimensions</b>	18.45 x 5.25 x 1.80 (m)	<b>Builder</b>	Heijmans Scheepsbouw & FSW Welgelegen
<b>Built</b>	2000	<b>Cabins</b>	4
<b>Material</b>	Steel	<b>Berths</b>	6
<b>Engine(s)</b>	1 x MAN D2866E diesel	<b>Hp/Kw</b>	242.00 (hp), 178.11 (kw)
<b>Asking price</b>	€ 549.000 (VAT Paid)	<b>Lying</b>	at sales office

## CONTACT

<b>Sales office</b>	De Valk Loosdrecht B.V.	<b>Telephone</b>	+31 (0)35 582 90 30
<b>Address</b>	't Breukeleveense Meentje 6 1231LM Loosdrecht / Wijdmeren NL	<b>E-mail</b>	loosdrecht@devalk.nl

## DISCLAIMER

These particulars are given in good faith as supplied but cannot be guaranteed.



# CUSTOM EXPLORER TRAWLER 1800

## GENERAL

<b>Model</b>	CUSTOM EXPLORER TRAWLER 1800
<b>Type</b>	motor yacht
<b>LOA (m)</b>	18,45
<b>Beam (m)</b>	5,25
<b>Draft (m)</b>	1,80
<b>Headroom (m)</b>	1,95
<b>Year built</b>	2000
<b>Builder</b>	Heijmans Scheepsbouw & FSW Welgelegen
<b>Country</b>	The Netherlands
<b>Designer</b>	Martin Bekebrede
<b>Displacement (t)</b>	60
<b>Ballast (tonnes)</b>	4
<b>CE norm</b>	A
<b>Hull material</b>	steel
<b>Hull colour</b>	blue
<b>Hull thickness (mm)</b>	6 mm
<b>Hull shape</b>	round-bilged
<b>Superstructure material</b>	steel
<b>Superstructure (mm)</b>	5 mm
<b>Rubbing strake</b>	steel
<b>Deck material</b>	steel
<b>Deck finish</b>	non-skid paint
<b>Superstructure deck finish</b>	non-skid paint
<b>Window frame</b>	aluminium
<b>Window material</b>	double glazing
<b>Deckhatch</b>	yes
<b>Portholes</b>	brass
<b>Insulation</b>	rockwool Durac L 20mm + Rockwool 40mm
<b>Steadying sail with mast</b>	yes
<b>Fuel tank (litre)</b>	steel 2x 3000



# CUSTOM EXPLORER TRAWLER 1800

<b>Fuel tank 2 (litre)</b>	steel 2x 1400
<b>Freshwater tank (litre)</b>	steel 2x 2500
<b>Blackwater tank (litre)</b>	steel 1x 2500
<b>Blackwater tank extraction</b>	deck extraction + pump
<b>Wheel steering</b>	powersteer
<b>More info on paintwork</b>	Hull painted 2020
<b>Extra info</b>	Heavy duty build hull with strakes, fish-tail rudderblade in skeg and propellor in nozzle for better performance

## ACCOMMODATION

<b>Cabins</b>	4
<b>Berths</b>	6
<b>Interior</b>	cherry Inexa panels, Alvedoors and plywood panels with HPL finish
<b>Floor</b>	teak and holly
<b>Pilot house</b>	with helmsman seat, L- shape seating and two sliding doors to the deck Headroom 2,00
<b>Saloon</b>	comfy and cosy with stove and U-shaped settee
<b>Headroom saloon (m)</b>	1,95
<b>Heating</b>	central hot water Elco 29Kw (diesel 220V)
<b>Heating 2</b>	stove diesel Pacific by Dickinson
<b>Chart table</b>	In pilot house
<b>Opening door to aft deck</b>	yes
<b>Galley</b>	Headroom 1,95
<b>Countertop</b>	marble Composit
<b>Sink</b>	stainless steel
<b>Cooker</b>	calor gas 4-burner
<b>Microwave/oven combi</b>	Bosch
<b>Fridge</b>	Bosch Fridge/Freezer combi
<b>Hot water system</b>	220V or central heating
<b>Water pressure system</b>	electrical
<b>Dishwasher</b>	Miele



# CUSTOM EXPLORER TRAWLER 1800

<b>Owners cabin</b>	double bed Headroom 1,95
<b>Bed length (m)</b>	2,00 x 1,60 m.
<b>Wardrobe</b>	hanging and shelves
<b>Bathroom</b>	shared Headroom 1,88
<b>Toilet</b>	shared
<b>Toilet system</b>	Flush
<b>Wash basin</b>	in the bathroom
<b>Shower</b>	shared In the bathroom
<b>Guest cabin 1</b>	double bed Headroom 1,96
<b>Bed length (m)</b>	2,00 x 1,20 m.
<b>Wardrobe</b>	hanging and shelves
<b>Guest cabin 2</b>	single bed Headroom 1,96
<b>Bed length (m)</b>	2,00 x 0,80 m.
<b>Wardrobe</b>	hanging and shelves
<b>Guest cabin 3</b>	single bed
<b>Bed length (m)</b>	2,00 x 0,80 m.
<b>Wardrobe</b>	hanging and shelves
<b>Toilet</b>	Seperate day head near the galley
<b>Washing machine</b>	AEG Carat Öko Lavamat 86728
<b>Extra info</b>	There is an abundance of extra dry storage space eg in cupboards and under floors There is an abundance of extra dry storage space eg in cupboards

## MACHINERY

<b>No of engines</b>	1
<b>Make</b>	MAN
<b>Type</b>	D2866E
<b>HP</b>	242
<b>kW</b>	178.11
<b>Fuel</b>	diesel
<b>Maximum speed (kn)</b>	9,5
<b>Cruising speed (kn)</b>	8



# CUSTOM EXPLORER TRAWLER 1800

Consumption (l/hr)	20
Range (nm)	3500
Engine cooling system	closed keelcooling
Drive	shaft
Engine controls	bowden cable
Gearbox	hydraulic Twin Disc MG5091
Bowthruster	hydraulic 29 hp
Sternthruster	electric
Exhaust	dry
Propeller type	fixed 4 bladed
Shaft lubrication	grease Automatic
Electric bilge pump	yes
Electrical installation	12V / 24V / 220V / 380V
Generator	silent separator Lister Petter 380V/30kVA in sound proofing box
Generator 2	wet exhaust Vetus GLX6 220V/6kVA
Start battery	2x AGM 12V 220Ah
Service battery	4x 12 V ???Ah
Generator battery	1x 12V 74Ah; 1x 12V 60Ah
Battery charger	Mastervolt Mass 24V 100A
Inverter	Mastervolt Dakar Sine 24-3000
Battery charger/inverter	Victron Multiplus 24V 3000/70
Solar panel	yes
Shorepower	with cable
Watermaker	Rainman

## NAVIGATION

Electric compass	Garmin / Furuno Satellite compass
Multi control display	Garmin Chart/Radar etc.
Depth sounder	Raymarine ST60
VHF	Icom IC-M423G
Autopilot	Robertson AP45



# CUSTOM EXPLORER TRAWLER 1800

Rudder angle indicator	Robertson R19
Radar	Furuno FR8051
GPS	Furuno GPS Navigator
Plotter/GPS	Raymarine Dragonfly -7
Navtex	Furuno NX-300 navtex receiver
AIS transceiver	yes
Transmitter	Furuno SSB tranceiver FS1550
Personal MOB transmitter	Tron SART 20 Radar Transponder
Camera	yes
Navigation lights	yes
Searchlight	yes
Loudhailer	Televox (internal phone system)
Extra info	Headroom 1,90 in the engineroom

## EQUIPMENT

Bathing platform	yes
Boarding ladder	yes
Transom door	yes
Anchor	2x 70kg
Anchor chain	2x approx. 100 m. (16mm)
Windlass	electrical Rek & Horseman (380V via generator)
Capstan	yes
Deck wash	Sea water
Dinghy	rigid inflatable Caribe
Deck crane	hydraulic Hiab (480 kg)
Sea railing	steel
Grab rail (superstructure)	steel
Railing side opening gates	2x
Life raft	container Lalizas
Life raft (pers)	8
Last life raft survey	2024



# CUSTOM EXPLORER TRAWLER 1800

Lifebuoy	2x
Wiper	5x Exalto
Horn	yes
Fenders	yes
Mooring lines	yes
Tools	yes
TV	yes
Satellite	Starlink
Radio-cd player	yes
Clock - barometer	yes
Fire extinguisher	yes

## RIGGING

Rigging	sloop-cutter
Standing rigging	wire
Brand mast	Bamar
Material mast	aluminium
Spreaders	1x
Mainsail	yes
Stoway mast	yes
Jib	yes
Genoa	yes
Genoa furler	yes
Cutter furler	yes
Staysail	yes
Boomvang	mechanical and tackle
Primary sheet winch	Lewmar manual operated
Secondary sheet winch	Lewmar manual operated
Genoa sheetwinches	Lewmar manual operated
Extra info	all extra sails have been installed by the current owner with the aim of having a back-up propulsion system during a world voyage





# CUSTOM EXPLORER TRAWLER 1800



# CUSTOM EXPLORER TRAWLER 1800



# CUSTOM EXPLORER TRAWLER 1800



# CUSTOM EXPLORER TRAWLER 1800




# CUSTOM EXPLORER TRAWLER 1800



# CUSTOM EXPLORER TRAWLER 1800



# CUSTOM EXPLORER TRAWLER 1800



# CUSTOM EXPLORER TRAWLER 1800



# CUSTOM EXPLORER TRAWLER 1800




# CUSTOM EXPLORER TRAWLER 1800




# CUSTOM EXPLORER TRAWLER 1800



# CUSTOM EXPLORER TRAWLER 1800




# CUSTOM EXPLORER TRAWLER 1800




# CUSTOM EXPLORER TRAWLER 1800



# CUSTOM EXPLORER TRAWLER 1800



# CUSTOM EXPLORER TRAWLER 1800



# CUSTOM EXPLORER TRAWLER 1800

