



DE VALK
YACHT BROKERS



BRANDSMA VLET 1050/ 1100 OK



DE VALK
YACHT BROKERS

BROKERAGE | CHARTER | BERTHS | FINANCE | INSURANCE | YACHT MANAGEMENT

BRANDSMA VLET 1050/ 1100 OK

BROKER'S COMMENTS

This Brandsma Vlet 10.50 OK is built for the water sports enthusiast who wants to enjoy all the beauty that the water has to offer from early spring to late autumn. Equipped with good insulation, double glazing, and a generously sized diesel air heating system, the boat remains comfortable at all times. The large open cockpit with folding doors gives the boat an extra sense of space. Its low air draft of 2.50 meters allows you to pass under bridges where others have to wait. The boat is equipped with both a bow and stern thruster and refitted by Brandsma 2023. Visit her at our sales harbor.

Mark Hesselmans

SPECIFICATIONS

Dimensions	11.20 x 3.93 x 1.00 (m)	Builder	Brandsma Jachten
Built	2002	Cabins	1
Material	Steel	Berths	4
Engine(s)	1 x Yanmar 4JH3-TE diesel	Hp/Kw	75.00 (hp), 55.20 (kw)
Asking price	sold (VAT)	Lying	at sales office

CONTACT

Sales office	De Valk Loosdrecht B.V.	Telephone	+31 (0)35 582 90 30
Address	't Breukeleveense Meentje 6 1231LM Loosdrecht / Wijdmeren NL	E-mail	loosdrecht@devalk.nl

DISCLAIMER

These particulars are given in good faith as supplied but cannot be guaranteed.



GENERAL

Model	BRANDSMA VLET 1050/ 1100 OK
Type	motor yacht
LOA (m)	11,20
LWL (m)	9,30
Beam (m)	3,93
Draft (m)	1,00
Air draft (m)	2,50
Air draft min (m)	4,30
Headroom (m)	2,00
Year built	2002
Builder	Brandsma Jachten
Country	The Netherlands
CE norm	B
Hull material	steel
Hull colour	blue
Hull shape	multi hard chine
Superstructure material	steel
Rubbing strake	fender rope
Deck material	steel
Deck finish	non-skid paint
Superstructure deck finish	non-skid paint
Cockpit deck finish	teak
Window frame	aluminium
Window material	double glazing Tinted
Deckhatch	yes
Portholes	aluminium
Insulation	rockwool
Mast can be lowered	manual
Fuel tank (litre)	steel 190
Fuel tank 2 (litre)	steel 190



Level indicator (fuel tank)	WEMA
Freshwater tank (litre)	stainless steel 450
Level indicator (freshwater)	WEMA
Blackwater tank (litre)	stainless steel 225
Level indicator (blackwater)	Technautic
Blackwater tank extraction	deck extraction + pump
Wheel steering	hydraulic
Inside helm position	yes
Emergency tiller	yes

ACCOMMODATION

Cabins	1
Berths	4
Interior	teak
Floor	teak and holly
Open cockpit	yes
Saloon	yes
Headroom saloon (m)	2,00
Heating	diesel ducted hot air WEBASTO AT-3500 with thermostat
Dinette to convert into berth	yes
Opening door to cockpit	yes
Galley	yes
Countertop	plastic
Sink	stainless steel
Cooker	calor gas SMEV
Microwave	ETNA
Fridge	WAECO Coolmatic MDC
Hot water system	220V + engine
Water pressure system	electrical
Owners cabin	v-bed
Wardrobe	drawers and shelves



Bathroom	shared
Toilet	shared
Toilet system	manual Jabsco
Wash basin	at the toilet

MACHINERY

No of engines	1
Make	Yanmar
Type	4JH3-TE
HP	75
kW	55.20
Fuel	diesel
Engine hours	2260
Engine cooling system	freshwater heat exchanger
Drive	shaft
Shaft seal	yes
Engine controls	bowden cable
Gearbox	hydraulic PRM
Bowthruster	electric B.C.S.
Sternthruster	electric B.C.S.
Exhaust	watercooled
Thrust bearing	yes
Propeller type	fixed
Propeller shaft material	stainless steel 35mm
Shaft lubrication	water
Manual bilge pump	yes
Electric bilge pump	yes
Batteries	4x VMF- 100Ah 12 volt
Start battery	1x (2023)
Service battery	4x VMF100 Gel (2023)
Battery charger	Mastervolt 12/25



Inverter	Mastervolt 1200W
Solar panel	2x Victron 360W monocrystal, total 720W
Diode battery combiners	yes
Shorepower	yes
Insulation transformer	Mastervolt

NAVIGATION

Compass	Plastimo
Depth sounder	VDO
VHF	Raymarine
Rudder angle indicator	VDO
Plotter/GPS	GARMIN GPSmap 721
AIS receiver	Raymarine AIS250
Navigation lights	yes

EQUIPMENT

Cockpit cover	yes
Winter cover	yes
Window cover	3x
Bathing platform	yes
Boarding ladder	stainless steel
Deck shower	yes
Davits	yes
Sea railing	stainless steel
Horn	yes
Fenders	yes
Mooring lines	yes
TV	yes

RIGGING



Material mast

wood





BRANDSMA VLET 1050/ 1100 OK



BRANDSMA VLET 1050/ 1100 OK




BRANDSMA VLET 1050/ 1100 OK







BRANDSMA VLET 1050/ 1100 OK















BRANDSMA VLET 1050/ 1100 OK









BRANDSMA VLET 1050/ 1100 OK














BRANDSMA VLET 1050/ 1100 OK

