



HANSE 630E



BROKER'S COMMENTS

This Hanse 630e built in 2007 is an impressive bluewater cruiser is perfectly equipped for long voyages. "Taima" is fully outfitted, has been meticulously maintained, featuring recently renewed sails, a watermaker and a generator for autonomy. Additionally, the Hanse 630e comes with a large stock of spare parts, essential for worry-free ocean sailing. Currently located in Curaçao, this Hanse 630e presents a unique opportunity for those seeking a reliable and ready to go cruiser.

Johan Schootstra

SPECIFICATIONS

Dimensions	19.00 x 5.20 x 2.95 (m)	Builder	Hanse Yachts, Greifswald
Built	2007	Cabins	4
Material	GRP	Berths	8
Engine(s)	1 x Volvo Penta D3-160 diesel	Hp/Kw	160.00 (hp), 117.76 (kw)
Asking price	sold (VAT)	Lying	elsewhere / Not at sales office

CONTACT

Sales office	De Valk Hindeloopen B.V.	Telephone	+31 514 52 40 00
Address	Oosterstrand 1 8713 JS Hindeloopen NL	E-mail	hindeloopen@devalk.nl

DISCLAIMER

These particulars are given in good faith as supplied but cannot be guaranteed.



GENERAL

Model	HANSE 630E
Type	sailing yacht
LOA (m)	19,00
Beam (m)	5,20
Draft (m)	2,95
Headroom (m)	2,00
Year built	2007
Builder	Hanse Yachts, Greifswald
Country	Germany
Designer	Judel Vrolijk & Co
Displacement (t)	27
Ballast (tonnes)	8,9
CE norm	A
Hull material	GRP
Hull colour	white Polished 2024
Hull shape	round-bilged Epoxy resin infused closed cell sandwich core construction
Keel type	fin keel with bulb
Superstructure material	GRP
Deck material	GRP
Deck finish	synthetic teak
Superstructure deck finish	synthetic teak
Cockpit deck finish	synthetic teak
Antifouling (year)	2024
Deckhatch	10 x flush deckhatches
Portholes	Flush windows including distinctive feature windows in saloon
Fuel tank (litre)	stainless steel 2x 410 ltr.
Fuel tank 2 (litre)	stainless steel 1x emergency tank 200 ltr.
Level indicator (fuel tank)	yes
Freshwater tank (litre)	polyethylene 2x 345 ltr.
Level indicator (freshwater)	yes



Blackwater tank (litre)	polyethylene 40 ltr. on each toilet with sea and deck discharge
Wheel steering	2x carbon wheels on independent Jefa-steering systems
Emergency tiller	yes

ACCOMMODATION

Cabins	4
Berths	8
Interior	High quality marine plywood, mahogany veneer, satin varnish
Layout	Main saloon with bar-type open kitchen, settee, main sofas, dining table and navigation station
Floor	Maple styled floor squares in the saloon
Open cockpit	yes
Saloon	yes
Headroom saloon (m)	2 mtr.
Air-conditioning	reverse cycle airco 4x 9000 BTU
Navigation center	yes
Chart table	yes
Aft Cabin	2x both with privat bathroom
Galley	yes
Countertop	Corean™ black quartz with integrated double sink
Sink	Double
Cooker	calor gas 3 burner Gimbled
Oven	In cooker
Microwave	Tappan
Fridge	Isotherm large fridge top and front loader in galley extra fridge is storage aft cabin refrigerator in the cockpit
Freezer	Isotherm front loader
Hot water system	220V + engine 40 ltr. boiler
Water pressure system	electrical
Manual and/or foot pump	yes
Ice maker	Isotherm
Owners cabin	Owners cabin with island berth and writing desk with seat



Bed length (m)	yes
Wardrobe	hanging/drawers/shelves
Bathroom	en suite
Toilet	yes
Toilet system	electric
Wash basin	yes
Shower	yes
Guest cabin 1	double bed aft cabin
Bed length (m)	2 mtr.
Wardrobe	hanging and shelves
Bathroom	en suite
Toilet	yes
Toilet system	manual
Wash basin	yes
Shower	yes
Guest cabin 2	double bed aft cabin
Bed length (m)	2 mtr.
Wardrobe	hanging and shelves
Bathroom	yes
Toilet	yes
Toilet system	manual
Wash basin	yes
Shower	yes
Guest cabin 3	bunk bed
Bed length (m)	1,95 mtr.
Wardrobe	hanging and shelves

MACHINERY

No of engines	1
Make	Volvo Penta
Type	D3-160



HP	160
kW	117.76
Fuel	diesel
Maximum speed (kn)	9
Cruising speed (kn)	8
Engine hours	1136
Engine cooling system	freshwater heat exchanger
Drive	shaft
Engine controls	bowden cable
Gearbox	hydraulic
Bowthruster	electric Max power retractable
Exhaust	watercooled
Propeller type	folding
Propeller blades	4
Propeller shaft material	stainless steel
Shaft lubrication	water
Manual bilge pump	1x manual bilge pump
Electric bilge pump	2x main electrical bilge pumps
Bilge alarm	yes
Electrical installation	24 V DC and 230 V, 50 Hz AC. 12V DC for engine / generator start
Generator	Mastervolt 9.5 kVA Whisper
Start battery	1x 12V
Service battery	2 battery banks with 400Ah in 24V 4x 6V/100A Mastervolt AG
Generator battery	1x 12V
Battery monitor	Mastervolt
Battery charger	Mastervolt
Battery charger/inverter	Mastervolt Mass sine 24/2500
Shorepower	with cable Boat will work in 120/60 Hz and 230/50 Hz environment
Insulation transformer	AC 90-280V/120V main transformer (plug in shore power 90-280V)



Watermaker

Extra info

Dessalator

Extensive spare parts inventory for engine and generator

NAVIGATION

Compass

Plastimo Olympic 135

Multi control display

2x B&G Triton² at both wheels | one B&G Triton² inside | new 2023

Depth sounder

B&G Depth sensor | new 2023

Forw. looking depth sounder

Yes

Windset

B&G Windsensor | new 2023

VHF

Icom IC-M802

Autopilot

2x Simrad AP44 at both wheels | new 2023

Radar

B&G Halo20 radar | new 2023

GPS

B&G ZG100 gps antenna with compass | new 2023

Plotter

Garmin

Radar/GPS/plotter

3x B&G Zeus³ 9 at both wheels and inside | new 2023

AIS transceiver

Simrad NAIS-500 Class B AIS

EPIRB

yes

Navigation lights

yes

Extra info

Antenna mast on the stern rail for GPS, VHF, AIS, Satcom antenna

Extra info

Inmarsat Satellite telephone

EQUIPMENT

Sprayhood

yes

Bimini

Main bimini and second bimini with connection to main bimini, complete sunroof

Cockpit cushions

yes

Cockpit table

2x

Bathing platform

Electric hydraulic opening swimming platform at stern

Boarding ladder

steel



Gangway	Carbon
Deck shower	yes
Anchor	Delta Lewmar 40 kg
Anchor chain	100 mtr. stainless steel Chromox Duplex chain
Anchor 2	Fortress 25 kg with 10 mtr. chain and 50 mtr. line
Windlass	electrical Lewmar 24V Flush retractable anchor davit with anchor roller
Capstan	yes
Windlass aft	15 kg Fortress stern anchor no windlass
Dinghy	Tender hull with new tube
Outboard	Suzuki
Outboard support	yes
Deck crane	Outboard lift on stern corner
Sea railing	yes
Grab rail (superstructure)	stainless steel
Railing side opening gates	yes
Pushpit	yes
Pulpit	yes
Life raft	yes
Radar reflector	Rasmus active radar reflector
Spare parts	Over \$50,000.00 worth of spare parts on board
TV	Samsung
Radio-cd player	Kenwood Tuner
Surround Sound System	Bose speaker system
Extra info	Dinghy storage in the aft with opening transom hydraulic remote control

RIGGING

Rigging	sloop
Standing rigging	Rod new 2017
Brand mast	Sparcraft
Material mast	aluminium



Spreaders	3 pair
Keel stepped mast	yes
Mainsail	UK Sails Carbon Tape-Drive Titanium
Mainsail cover	Main drop system
Battcars	yes
Fully battened mainsail	yes
Genoa	UK Sails barely used Carbon Tape-Drive
Genoa furler	Bamar Electric furler
Code Zero	UK Sails lightly used
Gennaker	UK Sails new
Spinnaker	UK Sails lightly used
Removable innerforestay	Removable babystay with manual tensioner
Trysail	UK Sails rarely used Dacron
Stormjib	UK Sails rarely used Dacron
Self tacking jib installation	yes
Reefing System	quick-one-line-reefing
Backstay adjuster	Navtec Hydraulik System
Boomvang	Navtec Hydraulik System
Primary sheet winch	2x Lewmar 65 Electric
Secondary sheet winch	2x Lewmar 54
Halyard winches	Harken on mast
Spi-pole	yes
Extra info	Quantum Main and Self tacking jib spare



HANSE 630E



HANSE 630E



HANSE 630E




HANSE 630E



HANSE 630E




HANSE 630E



HANSE 630E



HANSE 630E



HANSE 630E



HANSE 630E



HANSE 630E



HANSE 630E



HANSE 630E




HANSE 630E



HANSE 630E



HANSE 630E



HANSE 630E



HANSE 630E



HANSE 630E

