



## GULET 20 M



## BROKER'S COMMENTS

Rather than a gulet, TIRANDILA is a Bodrum-built tirhandil, having a single mast and canoe stern with stern hung rudder. Uniquely, TIRANDILA appears to be the largest tirhandil ever built and benefits from lots of internal volume including four double cabins each with en suite. Used as a skippered charter around Ibiza for several years the owner would also sell the charter company if required. Photos supplied by owner.

*Robert Corden*

## SPECIFICATIONS

<b>Dimensions</b>	20.00 x 6.15 x 2.40 (m)	<b>Builder</b>	Unknown
<b>Built</b>	2000	<b>Cabins</b>	4
<b>Material</b>	Wood	<b>Berths</b>	8
<b>Engine(s)</b>	1 x Cummins 6BTA5.9-M diesel	<b>Hp/Kw</b>	242.00 (hp), 178.11 (kw)
<b>Asking price</b>	€ 250.000 (VAT Paid)	<b>Lying</b>	at sales office

## CONTACT

<b>Sales office</b>	De Valk Ibiza	<b>Telephone</b>	+34 634 342 444
<b>Address</b>	Carrer del Pedrer 4, Ca Na Palava 07814 Santa Eulalia, Balea ES	<b>E-mail</b>	ibiza@devalk.nl

## DISCLAIMER

These particulars are given in good faith as supplied but cannot be guaranteed.



## GENERAL

Model	GULET 20 M
Type	motorsailer
LOA (m)	20,00
LWL (m)	18,50
Beam (m)	6,15
Draft (m)	2,40
Year built	2000
Builder	Unknown
Country	Turkey
Designer	Mustafa Nalbantoglu
Displacement (t)	73
CE norm	A
Hull material	wood
Hull colour	blue
Hull shape	round-bilged
Keel type	long keel
Superstructure material	wood
Rubbing strake	wood
Deck material	wood
Deck finish	teak
Cockpit deck finish	teak
Window frame	wood
Window material	tempered glass
Fuel tank (litre)	steel 1800
Freshwater tank (litre)	polyethylene 1500
Blackwater tank (litre)	polyethylene 500
Blackwater tank extraction	pump
Greywater tank (litre)	polyethylene 500
Wheel steering	hydraulic
Outside helm position	hydraulic



Emergency tiller	Wood
More info on hull	Hull (caoba), Internal frames (pine)
Extra info	Deck (iroko), interior (iroko, sapelly y pine)

## ACCOMMODATION

Cabins	4
Berths	8
Crew cabin	yes
Crew berths	2
Floor	wood
Deck saloon	yes
Air-conditioning	reverse cycle airco
Galley	Separate self-contained galley aft with entrance from deck
Countertop	wood
Sink	stainless steel Two bowl
Cooker	calor gas Free standing domestic style
Oven	yes
Extractor	yes
Gas alarm	yes
Microwave	yes
Fridge	yes
Freezer	yes
Hot water system	220V + engine
Water pressure system	electrical
Crockery	yes
Owners cabin	double bed
Bed length (m)	1,95
Wardrobe	hanging and drawers
Bathroom	en suite
Toilet	en suite
Toilet system	electric Domestic style gravity flush with seawater



Wash basin	in the bathroom
Shower	en suite Wet room style
Guest cabin 1	double bed Mirror image of master cabin
Bed length (m)	1,95
Wardrobe	hanging and drawers
Bathroom	en suite
Toilet	en suite
Toilet system	electric Domestic style gravity flush with seawater
Wash basin	in the bathroom
Shower	en suite Wet room style
Guest cabin 2	twin single
Bed length (m)	1.95
Wardrobe	hanging and drawers
Bathroom	en suite
Toilet	en suite
Toilet system	electric Domestic style gravity flush with seawater
Wash basin	in the bathroom
Shower	en suite Wet room style
Guest cabin 3	twin single
Bed length (m)	1,95
Wardrobe	hanging and drawers
Bathroom	en suite
Toilet	en suite
Toilet system	electric Domestic style gravity flush with seawater
Wash basin	in the bathroom
Shower	en suite Wet room style
Crew cabin(s)	yes
Bathroom (crew)	yes
Toilet (crew)	yes
Toilet system	electric
Wash basin	in the bathroom
Shower (crew)	yes



**Extra info** Zodiac Pro 5m with 40hp Yamaha outboard

## MACHINERY

<b>No of engines</b>	1
<b>Make</b>	Cummins
<b>Type</b>	6BTA5.9-M
<b>HP</b>	242
<b>kW</b>	178.11
<b>Fuel</b>	diesel
<b>Maximum speed (kn)</b>	8
<b>Cruising speed (kn)</b>	6
<b>Consumption (l/hr)</b>	25
<b>Range (nm)</b>	500
<b>Engine cooling system</b>	freshwater heat exchanger
<b>Drive</b>	shaft
<b>Engine controls</b>	mechanical
<b>Gearbox</b>	mechanical
<b>Exhaust</b>	watercooled
<b>Propeller type</b>	fixed
<b>Propeller blades</b>	Three
<b>Propeller shaft material</b>	stainless steel
<b>Shaft lubrication</b>	water
<b>Manual bilge pump</b>	yes
<b>Electric bilge pump</b>	3 Rule 24V inc. 1 with float switch
<b>Electrical installation</b>	24V / 220V
<b>Generator</b>	wet exhaust Vetus 14kVA
<b>Batteries</b>	Deep cycle lead acid
<b>Start battery</b>	2 x 220 Ah
<b>Service battery</b>	6 x 220 Ah
<b>Generator battery</b>	yes
<b>Battery charger</b>	CBC RNBC 24V



<b>Inverter</b>	Victron 2000
<b>Shorepower</b>	with cable
<b>Watermaker</b>	Tecnicomar 80 l/h

## NAVIGATION

<b>Compass</b>	yes
<b>Multi control display</b>	yes
<b>Depth sounder/log</b>	Raymarine Tridata
<b>VHF</b>	Icom IC M33-D with DSC
<b>Autopilot</b>	yes
<b>Radar</b>	Furuno 1623
<b>GPS</b>	Garmin 2006C
<b>Navtex</b>	Furuno NX-300
<b>Wifi antenna</b>	yes
<b>EPIRB</b>	ARC Satellite 2
<b>Camera</b>	Aft deck
<b>Navigation lights</b>	yes

## EQUIPMENT

<b>Fixed windscreen</b>	yes
<b>Fixed hardtop</b>	yes
<b>Sun awning</b>	Multiple
<b>Cockpit table</b>	yes
<b>Cockpit chairs</b>	yes
<b>Boarding ladder</b>	Med ladder
<b>Gangway</b>	yes
<b>Deck shower</b>	yes
<b>Anchor</b>	70 kg fisherman's
<b>Anchor chain</b>	120m 12mm galvanised
<b>Windlass</b>	hydraulic With engine driven pump
<b>Dinghy</b>	rigid hull Zodiac Pro 5



Outboard	Yamaha 40hp
Life raft	container Zodiac BD 8 person
Lifejackets	12
Lifebuoy	yes
Fenders	yes
Mooring lines	yes
Spare parts	yes
Tools	yes
TV	HD
Radio-cd player	Clarion
DVD player	yes
Cockpit speakers	yes
Clock - barometer	yes
Fire extinguisher	2 x 6kg, 5 x 2kg
Auto extinguisher system	2 x 6kg

## RIGGING

Standing rigging	wire
Material mast	wood
Spreaders	yes
Mainsail	Dolphin Sails
Mainsail cover	yes
Genoa	Dolphin Sails
Genoa furler	yes
Primary sheet winch	yes
Genoa sheetwinches	yes





## GULET 20 M




## GULET 20 M





## GULET 20 M








## GULET 20 M




## GULET 20 M







## GULET 20 M



# GULET 20 M

