



DE VALK
YACHT BROKERS



BENETEAU SWIFT TRAWLER 35



DE VALK
YACHT BROKERS

BENETEAU SWIFT TRAWLER 35

BROKER'S COMMENTS

The Beneteau Swift Trawler 35 is a beautifully designed motor yacht. She sails excellently with the strong engine, which has a speed of 19 knots, but can also sail very quietly, using a little diesel. There is plenty of seating space inside, in the cockpit and above in the flybridge. Many extra parts have been supplied to this yacht from the start. This yacht is recent and very well maintained. The boat is located in the southwest of the Netherlands, in Tholen. When you want to visit the boat, make an appointment for the viewing.

Marc Weijenberg

SPECIFICATIONS

Dimensions	11.29 x 4.03 x 1.18 (m)	Builder	Beneteau
Built	2019	Cabins	2
Material	GRP	Berths	6
Engine(s)	1 x Cummins QSB 6.7 diesel	Hp/Kw	425.00 (hp), 312.80 (kw)
Asking price	sold (VAT)	Lying	The Netherlands

CONTACT

Sales office	De Valk Thuishaven	Telephone	+31 35 5829042
Address	Marinaweg 8 (postal address) 1361 AC Almere NL	E-mail	thuishaven@devalk.nl

DISCLAIMER

These particulars are given in good faith as supplied but cannot be guaranteed.



BENETEAU SWIFT TRAWLER 35

GENERAL

Model	BENETEAU SWIFT TRAWLER 35
Type	motor yacht
LOA (m)	11,29
Beam (m)	4,03
Draft (m)	1,18
Air draft (m)	3,70
Air draft min (m)	5,05
Headroom (m)	1,96
Year built	2019
Builder	Beneteau
Country	France
Designer	Beneteau Power / Andreani Design
Displacement (t)	8,3
CE norm	B
Hull material	GRP
Hull colour	white
Hull shape	V-shaped hull
Rubbing strake	rubber
Deck material	GRP
Deck finish	teak (partial)
Cockpit deck finish	teak
Antifouling (year)	April 2025
Window material	tempered glass
Deckhatch	yes
Portholes	yes
Flybridge	yes
Flybridge cockpit cover	On the flybridge there are covers that can be placed over the steering console, the helmsman seat, the bench and on the table.
Flybridge suncover	Bimini
Radar arch	non collapsible



BENETEAU SWIFT TRAWLER 35

Fuel tank (litre)	stainless steel 800
Level indicator (fuel tank)	yes
Freshwater tank (litre)	polyethylene 2 x 150
Level indicator (freshwater)	yes
Blackwater tank (litre)	polyethylene 80
Level indicator (blackwater)	yes
Blackwater tank extraction	deck extraction + pump
Inside helm position	hydraulic
Flybridge helm position	hydraulic
Emergency tiller	yes

ACCOMMODATION

Cabins	2
Berths	6
Interior	teak Alpi New Teck
Floor	woodprint
Open cockpit	yes
Pilot house/deck saloon	yes
Headroom saloon (m)	1.96
Heating	diesel ducted hot air Webasto
Dinette	yes
Dinette to convert into berth	yes
Sliding door to cockpit	with pull-out fly-screen
Galley	yes
Countertop	yes
Sink	stainless steel 2 x
Cooker	calor gas Eno 2 burner
Oven	calor gas Eno
Fridge	with freezer compartment Vitrifrigo
Hot water system	220V + engine
Water pressure system	electrical



BENETEAU SWIFT TRAWLER 35

Manual and/or foot pump	for fresh water
Owners cabin	French bed
Bed length (m)	2,00 x 1,50
Wardrobe	hanging and shelves
Bathroom	shared 1
Toilet	shared
Toilet system	electric
Wash basin	in the bathroom
Shower	shared
Guest cabin 1	bunk bed
Bed length (m)	2 x 2,00 x 0,70
Wardrobe	shelves
Extra info	There is also a refrigerator for drinks on the flybridge.

MACHINERY

No of engines	1
Make	Cummins
Type	QSB 6.7
HP	425
kW	312.80
Fuel	diesel
Year installed	2019
Maximum speed (kn)	19
Cruising speed (kn)	8
Engine hours	309
Engine cooling system	freshwater heat exchanger
Drive	shaft
Engine controls	electrical Mercury Vesselview 4
Gearbox	hydraulic
Bowthruster	electric
Sternthruster	electric



BENETEAU SWIFT TRAWLER 35

Exhaust	watercooled
Thrust bearing	yes
Propeller type	fixed
Propeller blades	5
Propeller shaft material	stainless steel
Shaft lubrication	water
Manual bilge pump	yes
Electric bilge pump	yes
Batteries	7
Start battery	2 x Optima
Service battery	1x 200 Ah (2025)
Bowthruster battery	2 x Optima
Sternthruster battery	2 x Optima
Battery charger	Cristec Ypower 12V/25A
Inverter	Mastervolt
Shorepower	with cable
Trimtabs	Lenco

NAVIGATION

Compass	Plastimo
Compass on flybridge	Plastimo
Electric compass	via autopilot
Depth sounder	Raymarine
VHF	Raymarine Ray90
Autopilot	Raymarine EV200 with P70S control
Rudder angle indicator	yes
Radar	Raymarine Quantum 2
Radar/GPS/plotter	Raymarine Axiom Pro 9
AIS transceiver	Raymarine 700
Camera	Raymarine Cam 210 for rear view
Navigation lights	yes



EQUIPMENT

Fixed windscreen	yes
Cockpit cushions	yes
Cockpit table	Salon table for salon or cockpit use.
Cockpit chairs	yes
Bathing platform	yes
Boarding ladder	stainless steel
Transom door	yes
Deck shower	yes
Anchor	Delta
Anchor chain	with line included
Windlass	electrical Lewmar (dual controls)
Davits	aluminum (fold-in/out type, 2 x 60kg)
Davits controls	manual
Sea railing	stainless steel
Grab rail (superstructure)	stainless steel
Railing side opening gates	For easy acces on/off the boat
Pulpit	yes
Life raft	Sea-Safe
Life raft (pers)	6
Last life raft survey	2024
Lifejackets	6 x
Wiper	3 x
Horn	electric
Fenders	yes
Mooring lines	yes
Radio-cd player	Pionier SRC
Cockpit speakers	yes
Speakers in salon	yes
Fire extinguisher	2 x
Extinguisher in engine room	yes




BENETEAU SWIFT TRAWLER 35




BENETEAU SWIFT TRAWLER 35




BENETEAU SWIFT TRAWLER 35




BENETEAU SWIFT TRAWLER 35




BENETEAU SWIFT TRAWLER 35




BENETEAU SWIFT TRAWLER 35



BENETEAU SWIFT TRAWLER 35



BENETEAU SWIFT TRAWLER 35



BENETEAU SWIFT TRAWLER 35



BENETEAU SWIFT TRAWLER 35



BENETEAU SWIFT TRAWLER 35




BENETEAU SWIFT TRAWLER 35




BENETEAU SWIFT TRAWLER 35




BENETEAU SWIFT TRAWLER 35



BENETEAU SWIFT TRAWLER 35




BENETEAU SWIFT TRAWLER 35



BENETEAU SWIFT TRAWLER 35



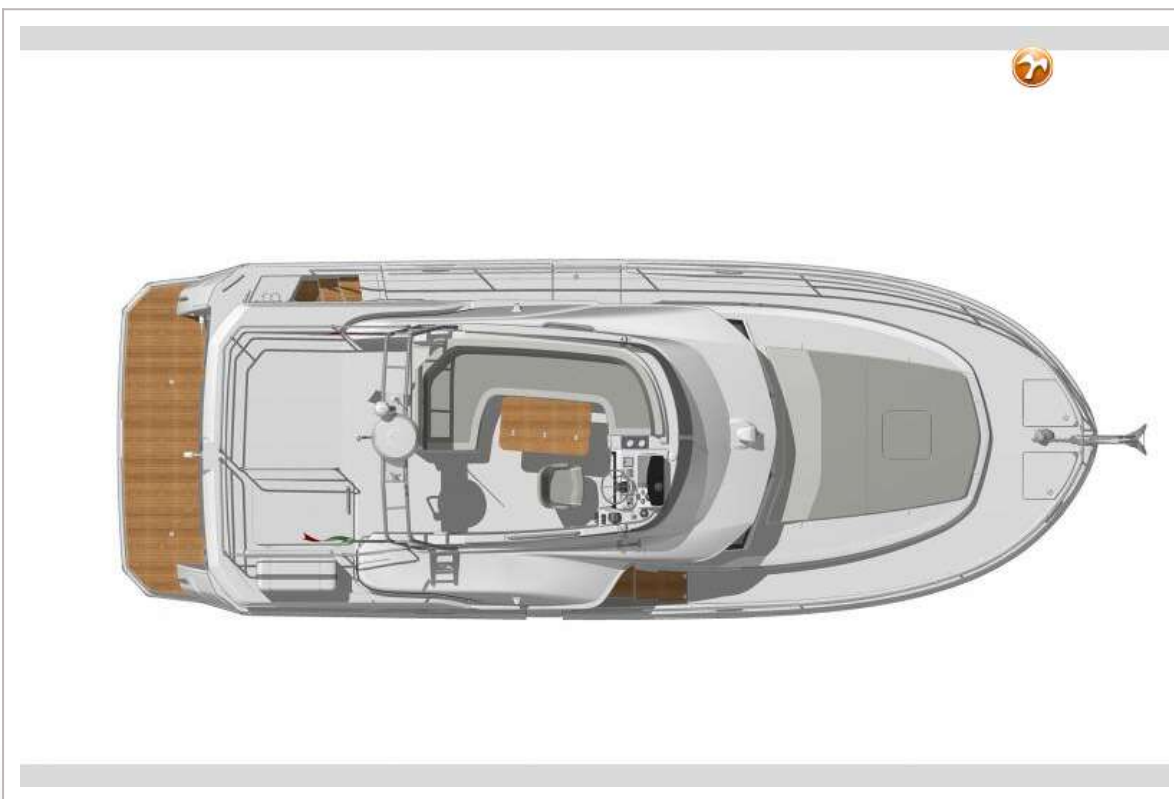
BENETEAU SWIFT TRAWLER 35



BENETEAU SWIFT TRAWLER 35



BENETEAU SWIFT TRAWLER 35



BENETEAU SWIFT TRAWLER 35

