



DE VALK  
YACHT BROKERS



SEALINE 390 FLY



DE VALK  
YACHT BROKERS

# SEALINE 390 FLY

## BROKER'S COMMENTS

The Sealine 390 Fly is the ideal boat for convivial moments with family and friends. With a spacious flybridge, this boat offers beautiful views, while the downstairs outdoor seating area and the huge saloon inside provide a comfortable and inviting atmosphere. With two cabins and a dinette that can be converted into a bed, there is enough space for everyone. The reliable Volvo Penta shaft engines ensure a smooth ride. This Sealine is in excellent condition and is ready for new adventures on the water. Perfect for an unforgettable time with your loved ones!

*Jeanne Stukstette*

## SPECIFICATIONS

|                     |                                  |                |                              |
|---------------------|----------------------------------|----------------|------------------------------|
| <b>Dimensions</b>   | 12.80 x 4.25 x 1.20 (m)          | <b>Builder</b> | Kidderminster                |
| <b>Built</b>        | 1992                             | <b>Cabins</b>  | 2                            |
| <b>Material</b>     | GRP                              | <b>Berths</b>  | 6                            |
| <b>Engine(s)</b>    | 2 x Volvo Penta TAMD 71 B diesel | <b>Hp/Kw</b>   | 2 x 380.00 (hp), 279.68 (kw) |
| <b>Asking price</b> | € 110.000 (VAT Paid)             | <b>Lying</b>   | at sales office              |

## CONTACT

|                     |   |                  |                   |
|---------------------|---|------------------|-------------------|
| <b>Sales office</b> | De Valk Limburg                         | <b>Telephone</b> | +31 630372559     |
| <b>Address</b>      | Schippersveld 3<br>6019 DE Wessem<br>NL | <b>E-mail</b>    | limburg@devalk.nl |

## DISCLAIMER

These particulars are given in good faith as supplied but cannot be guaranteed.



# SEALINE 390 FLY

## GENERAL

|                             |                         |
|-----------------------------|-------------------------|
| Model                       | SEALINE 390 FLY         |
| Type                        | motor yacht             |
| LOA (m)                     | 12,80                   |
| Beam (m)                    | 4,25                    |
| Draft (m)                   | 1,20                    |
| Air draft (m)               | 3,80                    |
| Headroom (m)                | 1,90                    |
| Year built                  | 1992                    |
| Builder                     | Kidderminster           |
| Country                     | United Kingdom          |
| Designer                    | Sealine                 |
| Displacement (t)            | 12                      |
| Hull material               | GRP                     |
| Hull colour                 | white                   |
| Hull shape                  | deep-V                  |
| Deck material               | GRP                     |
| Deck finish                 | non-skid moulded in     |
| Cockpit deck finish         | teak                    |
| Antifouling (year)          | 2024                    |
| Dorades                     | yes                     |
| Window frame                | aluminium               |
| Window material             | yes                     |
| Deckhatch                   | yes                     |
| Flybridge                   | yes                     |
| Flybridge cover             | yes                     |
| Flybridge cockpit cover     | yes                     |
| Flybridge suncover          | yes                     |
| Radar arch                  | yes                     |
| Fuel tank (litre)           | steel 1000Li (2019 new) |
| Level indicator (fuel tank) | yes                     |



# SEALINE 390 FLY

|                                   |                               |
|-----------------------------------|-------------------------------|
| <b>Freshwater tank (litre)</b>    | stainless steel 380 Li        |
| <b>Blackwater tank (litre)</b>    | stainless steel 360 Li        |
| <b>Blackwater tank extraction</b> | deck extraction + pump        |
| <b>Wheel steering</b>             | hydraulic                     |
| <b>Inside helm position</b>       | yes                           |
| <b>Flybridge helm position</b>    | hydraulic                     |
| <b>Extra info</b>                 | Cable pulley new 2019         |
| <b>Extra info</b>                 | Complete wintercover for boat |

## ACCOMMODATION

|                                      |   |
|--------------------------------------|---|
| <b>Cabins</b>                        | 2   |
| <b>Berths</b>                        | 6   |
| <b>Floor</b>                         | carpet New/nieuw/Neu                              |
| <b>Saloon</b>                        | yes   |
| <b>Headroom saloon (m)</b>           | 1,90  |
| <b>Heating</b>                       | diesel ducted hot air Eberspächer                 |
| <b>Air-conditioning</b>              | reverse cycle airco CMX16KCZ COOLMAXX BLEU (2013) |
| <b>Navigation center</b>             | yes   |
| <b>Dinette</b>                       | yes   |
| <b>Dinette to convert into berth</b> | yes   |
| <b>Sliding door to aft deck</b>      | yes   |
| <b>Countertop</b>                    | tiles 2024  |
| <b>Sink</b>                          | stainless steel 2024                              |
| <b>Cooker</b>                        | electric  |
| <b>Oven</b>                          | 2024  |
| <b>Fridge</b>                        | yes   |
| <b>Freezer</b>                       | yes   |
| <b>Hot water system</b>              | 220V + engine                                     |
| <b>Water pressure system</b>         | electrical  |
| <b>Owners cabin</b>                  | double bed  |
| <b>Bed length (m)</b>                | yes   |



# SEALINE 390 FLY

|                       |   |
|-----------------------|---|
| <b>Wardrobe</b>       | yes   |
| <b>Toilet</b>         | en suite  |
| <b>Toilet system</b>  | manual  |
| <b>Shower</b>         | en suite  |
| <b>Extra info</b>     | All sofas in the salon are covered with artificial leather in 2019    |
| <b>Guest cabin 1</b>  | twin single   |
| <b>Bed length (m)</b> | yes   |
| <b>Wardrobe</b>       | yes   |
| <b>Toilet</b>         | en suite  |
| <b>Toilet system</b>  | manual  |
| <b>Wash basin</b>     | at the toilet   |
| <b>Flybridge</b>      | yes   |
| <b>Extra info</b>     | All seats are upholstered with artificial leather in 2019, looks neat |

## MACHINERY

|                            |                               |
|----------------------------|-------------------------------|
| <b>No of engines</b>       | 2                             |
| <b>Make</b>                | Volvo Penta                   |
| <b>Type</b>                | TAMD 71 B                     |
| <b>HP</b>                  | 380                           |
| <b>kW</b>                  | 279.68                        |
| <b>Fuel</b>                | diesel                        |
| <b>Year installed</b>      | 1992                          |
| <b>Maximum speed (kn)</b>  | 31                            |
| <b>Cruising speed (kn)</b> | 13,6                          |
| <b>Consumption (l/hr)</b>  | 6                             |
| <b>Drive</b>               | shaft                         |
| <b>Engine controls</b>     | bowden cable                  |
| <b>Engine controls</b>     | bowden cable                  |
| <b>Bowthruster</b>         | electric Vetus (renewed 2018) |
| <b>Exhaust</b>             | watercooled                   |



# SEALINE 390 FLY

|                         |   |
|-------------------------|---|
| Propeller type          | fixed   |
| Propeller blades        | 4   |
| Shaft lubrication       | yes   |
| Electric bilge pump     | yes   |
| Generator               | wet exhaust Mitsubishi 4 stroke HFL 6.0 KVA 2cilinders          |
| Running hours generator | 34 hr   |
| Batteries               | 2 x 180AH für Starter StB und Verbraucher, 1 x 180AH Starter BB |
| Start battery           | yes   |
| Service battery         | yes   |
| Bowthruster battery     | yes   |
| Windlass battery        | (Bowthruster + windlass)  |
| Battery monitor         | yes   |
| Battery charger         | yes   |
| Inverter                | yes   |
| Shorepower              | yes   |
| Insulation transformer  | yes   |
| Trimtabs                | yes   |

## NAVIGATION

|                        |                  |
|------------------------|------------------|
| Compass                | yes              |
| Compass on flybridge   | yes              |
| Depth sounder          | yes              |
| VHF                    | SHIPMATE RS8300  |
| Autopilot              | AUTOHELM ST 7000 |
| Rudder angle indicator | yes              |
| Radar                  | FURUNO           |
| Plotter                | yes              |
| Plotter/GPS            | yes              |
| Radar/plotter          | yes              |
| Navigation lights      | yes              |



# SEALINE 390 FLY

Searchlight yes

## EQUIPMENT

|                            |  |
|----------------------------|--|
| Fixed windscreen           | yes  |
| Storm blinds               | yes  |
| Cockpit cover              | yes  |
| Bimini                     | yes  |
| Winter cover               | yes  |
| Cockpit cushions           | NEW 2019                                     |
| Cockpit table              | yes  |
| Bathing platform           | yes  |
| Deck shower                | yes  |
| Anchor                     | Delta 16KG                                   |
| Anchor chain               | 45m  |
| Windlass                   | electrical AP 1200W                          |
| Deck wash                  | yes  |
| Dinghy                     | inflatable 2,5m                              |
| Outboard                   | Mercury Motor 3,5 PS                         |
| Lifejackets                | yes  |
| Wiper                      | yes  |
| Horn                       | yes  |
| Fenders                    | yes  |
| Mooring lines              | yes  |
| TV                         | yes  |
| Radio                      | yes  |
| Cockpit speakers           | yes  |
| Speakers in salon          | yes  |
| Fire extinguisher          | yes  |
| Latest extinguisher survey | yes  |
| Extra info                 | Complete/large winter cover with steel frame |



# SEALINE 390 FLY



# SEALINE 390 FLY




# SEALINE 390 FLY



# SEALINE 390 FLY




# SEALINE 390 FLY




# SEALINE 390 FLY




# SEALINE 390 FLY





# SEALINE 390 FLY




# SEALINE 390 FLY



# SEALINE 390 FLY



# SEALINE 390 FLY



# SEALINE 390 FLY





# SEALINE 390 FLY




# SEALINE 390 FLY



# SEALINE 390 FLY



# SEALINE 390 FLY



# SEALINE 390 FLY



# SEALINE 390 FLY

