



DE VALK  
YACHT BROKERS



NIMBUS 31 NOVA S



DE VALK  
YACHT BROKERS

# NIMBUS 31 NOVA S

## BROKER'S COMMENTS

Step aboard this stylish 2011 Nimbus 31 Nova, powered by a robust 330 HP Volvo Penta D6 engine. Combining Swedish craftsmanship with impressive performance, she is perfect for both relaxed cruising and fast trips across the European inland waterways. Well maintained and ready to sail.

*Ron Neij*

## SPECIFICATIONS

<b>Dimensions</b>	9.88 x 3.06 x 1.09 (m)	<b>Builder</b>	Nimbus Boats
<b>Built</b>	2011	<b>Cabins</b>	2
<b>Material</b>	GRP	<b>Berths</b>	6
<b>Engine(s)</b>	1 x Volvo Penta D6-330 diesel	<b>Hp/Kw</b>	330.00 (hp), 242.88 (kw)
<b>Asking price</b>	sold (VAT )	<b>Lying</b>	at sales office

## CONTACT

<b>Sales office</b>	De Valk Monnickendam B.V.	<b>Telephone</b>	+31 (0)299 65 63 50
<b>Address</b>	Hoogedijk 6 1145 PM Katwoude NL	<b>E-mail</b>	monnickendam@devalk.nl

## DISCLAIMER

These particulars are given in good faith as supplied but cannot be guaranteed.



# NIMBUS 31 NOVA S

## GENERAL

Model	NIMBUS 31 NOVA S
Type	motor yacht
LOA (m)	9,88
Beam (m)	3,06
Draft (m)	1,09
Air draft (m)	3,30
Air draft min (m)	3,05
Year built	2011
Builder	Nimbus Boats
Country	Sweden
Designer	Nimbus Boats
Displacement (t)	4,2
CE norm	B
Hull material	GRP
Hull colour	blue
Hull shape	deep-V
Superstructure material	GRP
Rubbing strake	rubber
Deck material	GRP
Deck finish	teak
Cockpit deck finish	teak
Deckhatch	yes
Radar arch	non collapsible   Stainless steel radar arch
Fuel tank (litre)	Approx 300 litre
Level indicator (fuel tank)	Volvo Penta
Freshwater tank (litre)	Approx. 130 litre
Level indicator (freshwater)	Volvo Penta
Blackwater tank (litre)	Approx. 70 litre
Level indicator (blackwater)	Only led for 3/4 full
Wheel steering	hydraulic



## Extra info

| Underwater lights

## ACCOMMODATION

Cabins	2
Berths	6
Heating	diesel ducted hot air Eberspacher
Chart table	yes
Dinette	yes
Dinette to convert into berth	The table in under the cockpit cover can be converted into a double berth.
Sliding door to cockpit	yes
Galley	yes
Countertop	yes
Sink	stainless steel
Cooker	calor gas   Eno 2 burner
Oven	Eno
Fridge	Isothemp
Hot water system	220V + engine   Isothemp 20 litre boiler
Water pressure system	electrical
Owners cabin	v-bed
Wardrobe	hanging/drawers/shelves
Bathroom	shared
Toilet	Johnson pump
Toilet system	manual
Wash basin	yes
Shower	yes
Guest cabin 1	double bed
Wardrobe	hanging and shelves

## MACHINERY

No of engines	1
---------------	---



# NIMBUS 31 NOVA S

Make	Volvo Penta
Type	D6-330
HP	330
kW	242.88
Fuel	diesel
Year installed	2011
Maximum speed (kn)	30
Cruising speed (kn)	15
Engine hours	540
Engine cooling system	freshwater heat exchanger
Drive	Z-drive
Engine controls	bowden cable   Volvo Penta
Gearbox	Volvo Penta
Bowthruster	electric
Propeller blades	G6 dual propeller
Manual bilge pump	3x
Electric bilge pump	yes
Start battery	2 x TAB Magic 78 ah (2025)
Service battery	2 x Varta 190 ah (2024)
Battery monitor	Victron BMV-712 smart battery monitor
Battery charger	Mastervolt Chargemaster 12/25-3
Shorepower	with cable
Trimtabs	Bennet
Extra info	Volvo Penta diesel filer

## NAVIGATION

Compass	Silva type 85 liquid compass
Depth sounder/log	Via Simrad NSE 12
Radar	Simrad
Radar/GPS/plotter	Simrad NSE 12
Navigation lights	yes



Searchlight yes

## EQUIPMENT

Fixed windscreen	yes
Sprayhood	yes
Cockpit cover	yes
Cockpit cushions	yes
Cockpit table	Teak cockpit table
Bathing platform	yes
Boarding ladder	stainless steel
Transom door	yes
Deck shower	Warm/cold
Anchor	Stainless steel anchor 7.5 kg on the bow
Anchor chain	Galvanized chain
Anchor 2	Stainless steel anchor 10 kg in the stern
Anchor chain	Rope
Windlass	electrical Lewmar
Windlass aft	electrical Lewmar
Sea railing	stainless steel
Wiper	2x
Horn	air pressure
Fenders	yes
Mooring lines	yes
Radio-cd player	Kenwood Radio/CD/DAB/bluetooth (2024)
Fire extinguisher	yes
Extinguisher in engine room	yes





# NIMBUS 31 NOVA S



# NIMBUS 31 NOVA S






# NIMBUS 31 NOVA S



# NIMBUS 31 NOVA S






# NIMBUS 31 NOVA S



# NIMBUS 31 NOVA S






# NIMBUS 31 NOVA S








# NIMBUS 31 NOVA S



# NIMBUS 31 NOVA S



# NIMBUS 31 NOVA S






# NIMBUS 31 NOVA S




# NIMBUS 31 NOVA S





# NIMBUS 31 NOVA S



# NIMBUS 31 NOVA S



