



BOARNCRUISER 35 CLASSIC LINE



BOARNCRUISER 35 CLASSIC LINE

BROKER'S COMMENTS

This Boarncruiser 35 Classic Line is very clean and well maintained boat, which is suitable for 2 people has a cozy round seat and 4 berths. The ship has a low cruising line of 2,55 Mtr and is suitable for long stays on board. If you are interested in viewing the ship you can view it in our covered sales marina in Sneek.

Peter Spruyt

SPECIFICATIONS

Dimensions	10.50 x 3.65 x 1.10 (m)	Builder	Boarnstream IJsum
Built	2002	Cabins	1
Material	Steel	Berths	4
Engine(s)	1 x VW TDI TDI 100-5 diesel	Hp/Kw	100.00 (hp), 73.60 (kw)
Asking price	€ 169.000 (VAT Paid)	Lying	

CONTACT

Sales office	De Valk Sneek	Telephone	+31 (0)515 42 80 30
Address	Zwolsmanweg 7 8606 KC Sneek NL	E-mail	sneek@devalk.nl

DISCLAIMER

These particulars are given in good faith as supplied but cannot be guaranteed.



BOARNCRUISER 35 CLASSIC LINE

GENERAL

Model	BOARNCRUISER 35 CLASSIC LINE
Type	motor yacht
LOA (m)	10,50
Beam (m)	3,65
Draft (m)	1,10
Air draft (m)	5,40
Air draft min (m)	2,55
Headroom (m)	1,95
Year built	2002
Builder	Boarnstream IJsum
Country	The Netherlands
Displacement (t)	10
CE norm	C
Hull material	steel
Hull colour	blue
Hull shape	multi hard chine
Keel type	box keel
Superstructure material	steel
Rubbing strake	fender rope
Deck material	steel
Deck finish	teak
Superstructure deck finish	non-skid paint
Cockpit deck finish	non-skid paint
Antifouling (year)	2023
Dorades	1 x
Window frame	Marex
Window material	glass
Deckhatch	2 x
Portholes	aluminium
Mast can be lowered	electric



BOARNCRUISER 35 CLASSIC LINE

Fuel tank (litre)	steel 1 x 240 Ltr
Fuel tank 2 (litre)	steel 1 x 240 Ltr
Level indicator (fuel tank)	Wema
Freshwater tank (litre)	stainless steel 2 x 175 Ltr
Level indicator (freshwater)	Wema
Blackwater tank (litre)	stainless steel 1 x 200 Ltr
Level indicator (blackwater)	Wema
Blackwater tank extraction	pump Alpha TA3P10-19
Wheel steering	hydraulic
Inside helm position	yes
Outside helm position	hydraulic
More info on paintwork	Primacol en micon LZ Donkerblauw
Extra info	Opbouw: Alwgrip Oysterwhite H8139

ACCOMMODATION

Cabins	1
Berths	4
Interior	cherry
Floor	carpet Teak and Holly
Aft deck	yes
Saloon	yes
Headroom saloon (m)	1,95 Mtr
Heating	diesel ducted hot air Webasto Airtop type 67329 D
Opening door to aft deck	yes
Galley	yes
Countertop	Duropol
Sink	stainless steel
Cooker	calor gas Smev 8500/ 3 x
Microwave	Etna ESM 100
Fridge	Waeco Coolmatic compressor 110 Ltr
Freezer	yes



BOARNCRUISER 35 CLASSIC LINE

Hot water system	220V + engine Boiler
Water pressure system	electrical Flojet Automatic
Owners cabin	twin single
Bed length (m)	1,95 x 0,90 Mtr
Wardrobe	hanging and shelves
Bathroom	shared
Toilet	shared
Toilet system	electric
Wash basin	in the bathroom
Shower	shared

MACHINERY

No of engines	1
Make	VW TDI
Type	TDI 100-5
HP	100
kW	73.60
Fuel	diesel
Year installed	2002
Maximum speed (kn)	11
Cruising speed (kn)	6
Consumption (l/hr)	3
Engine hours	2300
Engine cooling system	freshwater heat exchanger
Drive	shaft
Engine controls	bowden cable Morse MT-3
Gearbox	ZF Marine HSW-250A
Bowthruster	electric Vetus 5 Pk (2023)/ Remote Control Maxwell Vetus RCMRX4.
Sternthruster	Vetus 7 Pk Remote Control Maxwell Vetus RCMRX4
Propeller type	fixed Left / 18RH17



BOARNCRUISER 35 CLASSIC LINE

Propeller blades	4 x
Propeller shaft material	stainless steel
Shaft lubrication	water
Electric bilge pump	Jabsco 30240
Electrical installation	12/ 230 volt
Batteries	yes
Start battery	1 x AGM 12-220 Amp (2024)
Service battery	3 x Agm 12- 270 Amp (2024)
Bowthruster battery	Service Battery
Sternthruster battery	Service Battery
Windlass battery	Service Battery
Battery charger	Mobitronic 12 V/ 25 Amp
Inverter	Victron 12/ 1600 Amp
Diode battery combiners	H Tronic MPC1000
Shorepower	yes

NAVIGATION

Electric compass	Raytheon ST40
Depth sounder/log	Raytheon ST40 Bidata
VHF	Lowrance-5 UKW link5
Plotter	Raymarine Element 7S (2020)
Plotter/GPS	yes
Radar/plotter	yes
Navigation lights	Hella

EQUIPMENT

Sprayhood	yes
Cockpit cover	yes
Bimini	yes
Cockpit cushions	yes
Cockpit table	yes



BOARNCRUISER 35 CLASSIC LINE

Cockpit chairs	yes
Bathing platform	yes
Anchor	Pool 20 Kg
Anchor chain	30 Mtr
Windlass	electrical Maxwell/ remote control
Sea railing	stainless steel
Railing side opening gates	4 x
Wiper	yes
Horn	electric
Fenders	yes
Mooring lines	yes
Radio-cd player	Sony
Speakers in salon	yes
Fire extinguisher	2 x



BOARNCRUISER 35 CLASSIC LINE



BOARNCRUISER 35 CLASSIC LINE



BOARNCRUISER 35 CLASSIC LINE



BOARNCRUISER 35 CLASSIC LINE




BOARNCRUISER 35 CLASSIC LINE



BOARNCRUISER 35 CLASSIC LINE




BOARNCRUISER 35 CLASSIC LINE




BOARNCRUISER 35 CLASSIC LINE




BOARNCRUISER 35 CLASSIC LINE




BOARNCRUISER 35 CLASSIC LINE




BOARNCRUISER 35 CLASSIC LINE



BOARNCRUISER 35 CLASSIC LINE



BOARNCRUISER 35 CLASSIC LINE



BOARNCRUISER 35 CLASSIC LINE

