



WALLY WALLPOWER58



DE VALK
YACHT BROKERS

WALLY WALLYPOWER58

BROKER'S COMMENTS

Striking and unmistakable, the Wally Power 58 blends cutting-edge design with thrilling performance. Triple Volvo IPS engines deliver up to 38 knots, while the sleek carbon-T-top and hydraulic terraces create an unmatched open-air experience. Below deck, refined interiors offer a luxurious owner's cabin with en-suite.. Perfect for style-conscious owners who demand innovation, comfort, and speed.

Eric Lamers

SPECIFICATIONS

Dimensions	17.30 x 5.00 x 1.70 (m)	Builder	Wally Yachts
Built	2023	Cabins	2
Material	GRP	Berths	4
Engine(s)	3 x Volvo Penta IPS-800 diesel	Hp/Kw	3 x 600.00 (hp), 441.60 (kw)
Asking price	€ 1.790.000 (VAT Not paid)	Lying	contact Antibes

CONTACT

Sales office	De Valk Antibes	Telephone	+33 492 91 0202
Address	2, Avenue de Verdun 06600 Antibes FR	E-mail	antibes@devalk.nl

DISCLAIMER

These particulars are given in good faith as supplied but cannot be guaranteed.



GENERAL

Model	WALLY WALLYPOWER58
Type	motor yacht
LOA (m)	17,30
LWL (m)	15,60
Beam (m)	5,00
Draft (m)	1,70
Headroom (m)	2,00
Year built	2023
Builder	Wally Yachts
Country	Italy
Designer	Luca Bassani
Displacement (t)	24,5
Gross tonnage	24,5
CE norm	B
Hull material	GRP
Hull colour	silver gray
Hull shape	deep-V
Superstructure material	GRP
Deck material	GRP
Cockpit deck finish	teak
Fuel tank (litre)	3000
Level indicator (fuel tank)	yes
Freshwater tank (litre)	450
Level indicator (freshwater)	yes
Blackwater tank (litre)	yes
Wheel steering	yes
Inside helm position	yes

ACCOMMODATION

Cabins	2
--------	---



WALLY WALLYPOWER58

Berths	4
Floor	teak
Open cockpit	yes
Navigation center	yes
Galley	yes
Countertop	corian
Fridge	yes
Freezer	yes
Wine cooler	yes
Water pressure system	yes
Owners cabin	yes
Bed length (m)	2
Wardrobe	drawers and shelves
Bathroom	en suite
Toilet	en suite
Toilet system	electric
Wash basin	yes
Shower	yes
Bed length (m)	2
Wardrobe	drawers and shelves
Bathroom	separate
Toilet	separate
Toilet system	electric
Wash basin	at the toilet

MACHINERY

No of engines	3
Make	Volvo Penta
Type	IPS-800
HP	600
kW	441.60



WALLY WALLYPOWER58

Fuel	diesel
Maximum speed (kn)	38
Cruising speed (kn)	30
Range (nm)	320
Drive	IPS
Engine controls	electrical
Bowthruster	yes
Propeller type	yes
Manual bilge pump	yes
Electric bilge pump	yes
Bilge alarm	yes
Electrical installation	yes
Batteries	yes
Service battery	yes
Windlass battery	yes
Battery charger/inverter	yes
Auto positioning system	yes

NAVIGATION

Compass	yes
Multi control display	yes
Autopilot	yes
Rudder angle indicator	yes
Radar/GPS/plotter	2 x Garmin 16 "
Electronic chart(s)	yes
AIS transceiver	yes
Navigation lights	yes

EQUIPMENT

Sun awning	yes
Cockpit table	yes



WALLY WALLYPOWER58

Cockpit chairs	yes
Bathing platform	yes
Boarding ladder	Hydraulic
Gangway	yes
Anchor	yes
Anchor chain	yes
Windlass	yes
Wiper	yes
Horn	yes
Fenders	yes
Mooring lines	yes
TV	yes
Radio	yes
iPod connection	yes
Cockpit speakers	yes
Speakers in salon	yes
Speakers in cabin	yes



WALLY WALLYPOWER58




WALLY WALLYPOWER58




WALLY WALLYPOWER58





WALLY WALLYPOWER58




WALLY WALLYPOWER58




WALLY WALLYPOWER58




WALLY WALLYPOWER58




WALLY WALLYPOWER58









WALLY WALLYPOWER58




WALLY WALLYPOWER58



WALLY WALLYPOWER58





WALLY WALLYPOWER58




WALLY WALLYPOWER58



WALLY WALLYPOWER58




WALLY WALLYPOWER58



WALLY WALLYPOWER58



WALLY WALLYPOWER58



WALLY WALLYPOWER58

