



MOODY 64



BROKER'S COMMENTS

The Moody 64 is engineered for efficient handling, with power-furling gear and winches that allow two skilled sailors to manage her with ease. The superb layout is designed for absolute comfort and safety at sea. SALIAR has been exceptionally well cared for over the years, evident in her many new installations and meticulous maintenance.

Tue Simon Fasting

SPECIFICATIONS

Dimensions	19.35 x 5.33 x 2.40 (m)	Builder	Moody Yachts
Built	2004	Cabins	4
Material	GRP	Berths	7
Engine(s)	1 x YANMAR 4LHA -STP diesel	Hp/Kw	233.00 (hp), 171.49 (kw)
Asking price	€ 790.000 (VAT Paid)	Lying	at sales office

CONTACT

Sales office	De Valk Barcelona	Telephone	+34 932 202 825
Address	Barcelona region 08392 Barcelona ES	E-mail	barcelona@devalk.nl

DISCLAIMER

These particulars are given in good faith as supplied but cannot be guaranteed.



GENERAL

Model	MOODY 64
Type	sailing yacht
LOA (m)	19,35
LWL (m)	16,55
Beam (m)	5,33
Draft (m)	2,40
Air draft min (m)	27,00
Headroom (m)	2,04
Year built	2004
Builder	Moody Yachts
Country	United Kingdom
Designer	Bill Dixon
Displacement (t)	32
Ballast (tonnes)	10
Gross tonnage	28,7
CE norm	A
Hull material	GRP
Hull colour	blue
Hull thickness (mm)	2,5 cm
Hull shape	round-bilged
Keel type	bulb keel
Superstructure material	GRP
Rubbing strake	Teak
Deck material	GRP
Deck finish	teak New on all decks and cockpit
Antifouling (year)	Annually last time 2025
Dorades	8 x stainless steel
Window frame	stainless steel
Window material	tempered glass
Deckhatch	Yes



Portholes	aluminium
Fuel tank (litre)	Stainless steel 3000
Level indicator (fuel tank)	yes
Freshwater tank (litre)	600
Level indicator (freshwater)	yes
Blackwater tank (litre)	250
Wheel steering	Double rod
Emergency tiller	yes
More info on hull	Newly painted

ACCOMMODATION

Cabins	4
Berths	7
Crew cabin	yes
Crew berths	2
Layout	Owner with crew
Floor	teak
Heating	central heating
Air-conditioning	reverse cycle airco SMXir conotrols on all areas
Navigation center	yes
Chart table	yes
Aft Cabin	yes
Dinette	yes
Galley	U-shaped
Countertop	corian
Sink	stainless steel
Cooker	electric 3 heating elements
Oven	Electric
Extractor	yes
Microwave	yes
Fridge	yes



Freezer	yes
Hot water system	220V + engine
Water pressure system	electrical
Kettle	yes
Crockery	yes
Owners cabin	double bed
Bed length (m)	2,00 x 1,70
Wardrobe	hanging/drawers/shelves
Bathroom	en suite
Toilet system	electric
Guest cabin 1	double bed
Bed length (m)	2,00 x 1,40
Wardrobe	hanging/drawers/shelves
Bathroom	en suite
Toilet system	electric
Guest cabin 2	single bed
Bed length (m)	2,00
Wardrobe	drawers and shelves
Bathroom	shared
Toilet system	electric
Guest cabin 3	bunk bed
Bed length (m)	2,00
Wardrobe	drawers and shelves
Bathroom	starboard side - shared
Crew cabin(s)	1
Bathroom (crew)	1
Toilet (crew)	1
Washing machine	Inedit

MACHINERY

No of engines	1
---------------	---



Make	YANMAR
Type	4LHA -STP
HP	233
kW	171.49
Fuel	diesel
Year installed	2004
Engine cooling system	freshwater heat exchanger
Engine controls	electrical
Gearbox	hydraulic
Bowthruster	hydraulic
Exhaust	watercooled
Propeller blades	4
Propeller shaft material	stainless steel
Shaft lubrication	water
Manual bilge pump	yes
Electric bilge pump	yes
Bilge alarm	yes
Electrical installation	12 & 24 V. DC & 240 V AC
Generator	yes
Start battery	yes
Service battery	yes
Generator battery	yes
Battery charger	yes
Inverter	yes
Shorepower	with cable

NAVIGATION

Compass	yes
Electric compass	yes
Depth sounder	Furuno
Depth sounder/log	Furuno



Windset	yes
Repeater	In cockpit
VHF	Marine IC-GM651 GMDSS + MF/HF ICM801GMDSS
VHF handheld	ICOM
Autopilot	Raymarine
Radar	Furuo
GPS	Furuno + Raymarine
Plotter	Raymarine
Navtex	yes
Electronic chart(s)	yes

RIGGING

Rigging	sloop-cutter
Standing rigging	Rod
Brand mast	Seldén
Material mast	aluminium
Spreaders	3 sets swept aft plus diamond jumper strut
Keel stepped mast	yes
Mainsail	yes
Mainsail cover	yes
Stoway mast	Selden hydraulic
Genoa	yes
Genoa furler	Selden hydraulic
Cutter furler	Selden hydraulic
Spinnaker	Parasail with a bow sprit
A-symmetric spi	yes
Staysail	yes
Backstay adjuster	Hydraulic Navtec
Boomvang	Hydraulic Navtec
Primary sheet winch	1 x Lewmar 58 CEST mainsheet & control line
Secondary sheet winch	2 x Lewmar 58 CST



Genoa sheetwinches

2 x Lewmar 66 CEST electric

Halyard winches

Lewmar on control line

Spinnaker winch

Lewmar on control line

Reefing winch

Lewmar 58 CST on the mast

Multifunctional winches

2 x Lewmar 30 CST traveller




MOODY 64



MOODY 64



MOODY 64



MOODY 64



MOODY 64




MOODY 64



MOODY 64



MOODY 64




MOODY 64



MOODY 64



MOODY 64





MOODY 64





MOODY 64





MOODY 64




MOODY 64



MOODY 64



MOODY 64



MOODY 64

