



DE VALK
YACHT BROKERS



NIMBUS 365 COUPE



DE VALK
YACHT BROKERS

NIMBUS 365 COUPE

BROKER'S COMMENTS

Discover the Nimbus 365 Coupé (2010): Scandinavian class at its best. Step aboard this award-winning cruiser and experience the ultimate feeling of freedom and comfort. With its smart 'sidewalk' layout, the Nimbus 365 Coupé offers a safe and easy walkway on deck. The bright, Scandinavian interior excels in functionality and luxury, perfect for long journeys in all seasons. Thanks to its superior handling and reliable engine, you will enjoy peace and stability on the water. Choose timeless quality and pure boating pleasure. Your next adventure starts here!

Reinier van der Wolf

SPECIFICATIONS

Dimensions	10.97 x 3.45 x 1.20 (m)	Builder	Nimbus Boats AB
Built	2010	Cabins	2
Material	GRP	Berths	4
Engine(s)	1 x Volvo Penta D6 370I - D diesel	Hp/Kw	370.00 (hp), 272.32 (kw)
Asking price	€ 249.000 (VAT Paid)	Lying	elsewhere / Not at sales office

CONTACT

Sales office	De Valk Monnickendam B.V.	Telephone	+31 (0)299 65 63 50
Address	Hoogedijk 6 1145 PM Katwoude NL	E-mail	monnickendam@devalk.nl

DISCLAIMER

These particulars are given in good faith as supplied but cannot be guaranteed.



NIMBUS 365 COUPE

GENERAL

Model	NIMBUS 365 COUPE
Type	motor yacht
LOA (m)	10,97
Beam (m)	3,45
Draft (m)	1,20
Air draft (m)	3,40
Year built	2010
Builder	Nimbus Boats AB
Country	Sweden
Designer	Joacim Gustavsson - Nimbus Boats
Displacement (t)	6,4
CE norm	B
Hull material	GRP
Hull colour	off-white
Hull shape	deep-V
Superstructure material	GRP
Rubbing strake	rubber
Deck material	GRP
Deck finish	teak
Superstructure deck finish	teak
Cockpit deck finish	teak
Antifouling (year)	2026
Window frame	polymer
Window material	glass
Deckhatch	1
Radar arch	collapsible
Fuel tank (litre)	stainless steel 700
Level indicator (fuel tank)	yes
Freshwater tank (litre)	stainless steel 270
Level indicator (freshwater)	yes



NIMBUS 365 COUPE

Blackwater tank (litre)	polyethylene 70
Level indicator (blackwater)	yes
Wheel steering	hydraulic
Emergency tiller	s/s

ACCOMMODATION

Cabins	2
Berths	4
Interior	mahogany
Floor	teak and holly
Open cockpit	yes
Saloon	yes
Headroom saloon (m)	190 cm.
Sliding roof	electric
Heating	Webasto
Air-conditioning	Webasto
Dinette	yes
Sliding door to cockpit	yes
Galley	yes
Countertop	yes
Sink	stainless steel 2
Cooker	electric
Microwave/oven combi	Miele
Fridge	in galley 60 ltr. Isotherm (2025)
Freezer	below dinette Isotherm
Hot water system	220V + engine boiler
Water pressure system	electrical
Owners cabin	double bed front voor Forne
Bed length (m)	195 x 180 cm
Wardrobe	hanging and shelves
Bathroom	shared starboard stuurboord Steuerbord



NIMBUS 365 COUPE

Toilet	shared 2025
Toilet system	electric
Wash basin	in the bathroom
Shower	shared
Guest cabin 1	double bed port midship bakboord midscheeps backbord Midschff
Bed length (m)	210 x 130 cm
Wardrobe	hanging and shelves

MACHINERY

No of engines	1
Make	Volvo Penta
Type	D6 370I - D
HP	370
kW	272.32
Fuel	diesel
Year installed	2010
Engine hours	830
Engine cooling system	freshwater heat exchanger
Drive	shaft
Engine controls	Morse
Gearbox	yes
Bowthruster	electric Sidepower
Sternthruster	electric Sidepower
Exhaust	watercooled
Propeller type	fixed 2025
Propeller blades	+ 4 bladed spare propeller 5 (2025)
Propeller shaft material	stainless steel
Shaft lubrication	water
Electric bilge pump	yes
Electrical installation	12v 220v



NIMBUS 365 COUPE

Batteries	7
Start battery	(2026)
Battery monitor	yes
Battery charger	Mastervolt Mass Combi 12 2500 100
Inverter	Mastervolt Mass Combi 12 2500 100
Solar panel	2
Shorepower	with cable
Extra info	Engine maintenance 04-2026: Replace: engine oil and filter – fuel filter and pre-filter – sump filter – air filter – oil seal – impeller.
Extra info	fuel tank 2026 cleaned

NAVIGATION

Compass	yes
Depth sounder	yes
Windset	Raymarine wind mn 100-2
VHF	Garmin GHs 10i VHF
Plotter	Garmin
Camera	rear view
Navigation lights	yes
Searchlight	Hand held

EQUIPMENT

Cockpit cover	yes
Bimini	yes
Winter cover	yes
Cockpit cushions	yes
Cockpit table	yes
Bathing platform	yes
Boarding ladder	yes
Bow ladder	s/s




NIMBUS 365 COUPE

Deck shower	yes
Anchor	15 kg (bow)
Anchor 2	(stern)
Windlass	electrical Lewmar
Sea railing	stainless steel
Grab rail (superstructure)	stainless steel
Pushpit	yes
Life raft	container Plastimo
Life raft (pers)	4
Wiper	2
Horn	electric Tricoop
Radar reflector	yes
Fenders	yes
Mooring lines	yes
TV	with a mechanical arm that moves the TV up and down. Calhard
Radio-cd player	Alpine
Cockpit speakers	Fusion
Speakers in salon	yes
Clock - barometer	yes
Extra info	Fore deck cushions



NIMBUS 365 COUPE



NIMBUS 365 COUPE



NIMBUS 365 COUPE



NIMBUS 365 COUPE



NIMBUS 365 COUPE



NIMBUS 365 COUPE




NIMBUS 365 COUPE



NIMBUS 365 COUPE



NIMBUS 365 COUPE



NIMBUS 365 COUPE




NIMBUS 365 COUPE



NIMBUS 365 COUPE



NIMBUS 365 COUPE




NIMBUS 365 COUPE




NIMBUS 365 COUPE



NIMBUS 365 COUPE



NIMBUS 365 COUPE



NIMBUS 365 COUPE



NIMBUS 365 COUPE

