



BENETEAU SWIFT TRAWLER 44



BENETEAU SWIFT TRAWLER 44

BROKER'S COMMENTS

Discover ultimate boating comfort with this fully equipped Beneteau Swift Trawler 44, meticulously maintained with only 435 engine hours. This trawler features a spacious layout with 2 luxurious cabins, a salon, and 2 bathrooms, complete with air conditioning and Webasto heating in all living areas. The powerful Volvo Penta D4 2x300 HP and 9.5 kW Onan generator make long voyages effortless. Enjoy the cockpit, flybridge with L-shaped seating, sun deck. With style, space, and performance, this Trawler is the perfect companion for relaxed cruises and unforgettable coastal adventures.

Reinier van der Wolf

SPECIFICATIONS

Dimensions	13.88 x 4.25 x 1.20 (m)	Builder	Beneteau Yachts
Built	2018	Cabins	2
Material	GRP	Berths	6
Engine(s)	2 x Volvo Penta D4 300 diesel	Hp/Kw	2 x 300.00 (hp), 220.80 (kw)
Asking price	€ 380.000 (VAT Not paid)	Lying	elsewhere / Not at sales office

CONTACT

Sales office	De Valk Monnickendam B.V.	Telephone	+31 (0)299 65 63 50
Address	Hoogedijk 6 1145 PM Katwoude NL	E-mail	monnickendam@devalk.nl

DISCLAIMER

These particulars are given in good faith as supplied but cannot be guaranteed.



BENETEAU SWIFT TRAWLER 44

GENERAL

Model	BENETEAU SWIFT TRAWLER 44
Type	motor yacht
LOA (m)	13,88
LWL (m)	12,17
Beam (m)	4,25
Draft (m)	1,20
Air draft (m)	7,74
Air draft min (m)	3,86
Headroom (m)	1,98
Year built	2018
Builder	Beneteau Yachts
Country	France
Designer	M. Joubert & B. Nivel - Beneteau Power
Displacement (t)	10,8
CE norm	B
Hull material	GRP
Hull colour	white
Hull shape	Semi-floating hull
Rubbing strake	Stainless steel guard sheer rail on hull
Deck material	GRP
Deck finish	Diamond tip type non-slip covering
Flybridge	yes
Radar arch	collapsible white lacquered swing mast, Navigation light mounting, Radar
Fuel tank (litre)	aluminium 1400
Freshwater tank (litre)	780
Blackwater tank (litre)	80
Wheel steering	hydraulic
Inside helm position	yes
Flybridge helm position	yes
More info on hull	Sandwich (Polyester resin - Glass fiber / Balsa core)



Extra info

Outside and inside lighting LED (Overhead lights, Reading lights)

ACCOMMODATION

Cabins	2
Berths	6
Interior	Alpi Mahogany
Floor	Parquet type laminated floors
Heating	diesel ducted hot air Webasto
Air-conditioning	yes
Dinette to convert into berth	Sofa convertible to double berth
Galley	U-shaped
Sink	stainless steel 2
Cooker	calor gas 3-burner hob with protective glass cover
Oven	yes
Fridge	130 L front opening fridge (12 V)
Hot water system	220V + engine
Water pressure system	electrical
Owners cabin	double bed Forward
Bed length (m)	2,06 x 1,60 m
Wardrobe	hanging and drawers with lighting
Bathroom	en suite
Toilet	en suite starboard-forward
Toilet system	electric Quiet flush
Wash basin	in the bathroom
Shower	en suite
Guest cabin 1	double bed port side
Bed length (m)	1,96 x 1,45 m
Wardrobe	hanging/drawers/shelves
Bathroom	separate
Toilet	separate



BENETEAU SWIFT TRAWLER 44

Toilet system	electric
Wash basin	in the bathroom
Shower	separate

MACHINERY

No of engines	2
Make	Volvo Penta
Type	D4 300
HP	300
kW	220.80
Fuel	diesel
Year installed	2018
Engine cooling system	freshwater heat exchanger
Drive	shaft
Bowthruster	electric Quick BTQ 185 85 12
Exhaust	watercooled
Propeller blades	4
Electrical installation	12/220v
Generator	Onan 9,5 kW
Running hours generator	November 2025 54
Start battery	4x 12V 50Ah engine start batteries
Service battery	2x 12V 140Ah service batteries
Bowthruster battery	2 12V 50Ah bow thruster batteries
Battery charger	2x 25Ah
Shorepower	with cable
Trimtabs	Electric
Extra info	Engine room soundproofed with high density foam 40mm thick.

NAVIGATION

Rudder angle indicator	yes
Navigation lights	yes



EQUIPMENT

Fixed windscreen	Grey tinted in PMMA
Bathing platform	with natural teak overlay and stainless steel rubbing strake
Boarding ladder	stainless steel
Transom door	yes
Gangway	yes
Deck shower	hot & cold water
Windlass	electrical 1000W remote control from windlass, wheelhouse and flybridge
Railing side opening gates	Gangway door to starboard
Pushpit	stainless steel
Pulpit	stainless steel
Mooring lines	yes
Extinguisher in engine room	2




BENETEAU SWIFT TRAWLER 44





BENETEAU SWIFT TRAWLER 44



BENETEAU SWIFT TRAWLER 44




BENETEAU SWIFT TRAWLER 44




BENETEAU SWIFT TRAWLER 44




BENETEAU SWIFT TRAWLER 44




BENETEAU SWIFT TRAWLER 44



BENETEAU SWIFT TRAWLER 44



BENETEAU SWIFT TRAWLER 44



BENETEAU SWIFT TRAWLER 44



BENETEAU SWIFT TRAWLER 44




BENETEAU SWIFT TRAWLER 44




BENETEAU SWIFT TRAWLER 44





BENETEAU SWIFT TRAWLER 44




BENETEAU SWIFT TRAWLER 44



BENETEAU SWIFT TRAWLER 44



BENETEAU SWIFT TRAWLER 44



BENETEAU SWIFT TRAWLER 44



BENETEAU SWIFT TRAWLER 44



