



DE VALK
YACHT BROKERS



INNOVAZIONI E PROGETTI ALENA 50



DE VALK
YACHT BROKERS

BROKER'S COMMENTS

This Innovazioni e Progetti Elena 50 is an elegant Italian open yacht combining timeless styling with practical cruising capabilities. Built in 2010 and launched into the water for the first time in 2014, this Innovazioni e Progetti Elena 50 benefits from a later commissioning date than her build year suggests. Her spacious layout, comfortable accommodation, and solid construction make her an attractive option for owners seeking a refined motor yacht with proven performance, generous living spaces, and excellent value in her class.

Raoul van der Werf

SPECIFICATIONS

| | | | |
|---------------------|--------------------------|----------------|---------------------------------|
| Dimensions | 15.20 x 4.70 x 1.20 (m) | Builder | Innovazione e Progetti |
| Built | 2010 | Cabins | 3 |
| Material | GRP | Berths | 6 |
| Engine(s) | 2 x VOLVO IPS 600 diesel | Hp/Kw | 2 x 435.00 (hp), 320.16 (kw) |
| Asking price | € 275.000 (VAT Paid) | Lying | elsewhere / Not at sales office |

CONTACT

| | | | |
|---------------------|--|------------------|-------------------|
| Sales office | De Valk Antibes | Telephone | +33 492 91 0202 |
| Address | 2, Avenue de Verdun 06600 Antibes FR | E-mail | antibes@devalk.nl |

DISCLAIMER

These particulars are given in good faith as supplied but cannot be guaranteed.



GENERAL

| | |
|-------------------------------------|---------------------------------|
| Model | INNOVAZIONI E PROGETTI ALENA 50 |
| Type | motor yacht |
| LOA (m) | 15,20 |
| Beam (m) | 4,70 |
| Draft (m) | 1,20 |
| Air draft (m) | 4,60 |
| Year built | 2010 |
| Builder | Innovazione e Progetti |
| Country | Italy |
| Designer | Innovazione e Progetti |
| Displacement (t) | 30 |
| CE norm | B |
| Hull material | GRP |
| Hull colour | white |
| Hull shape | deep-V |
| Superstructure material | GRP |
| Deck material | GRP |
| Deck finish | non-skid moulded in |
| Cockpit deck finish | teak |
| Antifouling (year) | 2026 |
| Deckhatch | yes |
| Portholes | yes |
| Fuel tank (litre) | 1600 |
| Level indicator (fuel tank) | yes |
| Freshwater tank (litre) | 500 |
| Level indicator (freshwater) | yes |
| Blackwater tank (litre) | yes |
| Level indicator (blackwater) | yes |
| Wheel steering | electric |
| Inside helm position | yes |



ACCOMMODATION

| | |
|--------------------------------|---------------------|
| Cabins | 3 |
| Berths | 6 |
| Saloon | yes |
| Headroom saloon (m) | 2 |
| Sliding roof | electric |
| Heating | yes |
| Air-conditioning | reverse cycle airco |
| Sliding door to cockpit | yes |
| Galley | yes |
| Countertop | yes |
| Sink | yes |
| Cooker | yes |
| Oven | yes |
| Microwave | yes |
| Fridge | yes |
| Freezer | yes |
| Hot water system | yes |
| Water pressure system | yes |
| Hot water tap | yes |
| Owners cabin | double bed |
| Bed length (m) | 2m |
| Wardrobe | drawers and shelves |
| Bathroom | en suite |
| Toilet | en suite |
| Toilet system | electric |
| Wash basin | yes |
| Shower | en suite |
| Guest cabin 1 | yes |
| Bed length (m) | 2m |
| Wardrobe | drawers and shelves |



| | |
|-----------------------|---------------------|
| Bathroom | shared |
| Toilet | shared |
| Toilet system | electric |
| Wash basin | in the bathroom |
| Shower | yes |
| Guest cabin 2 | twin single |
| Bed length (m) | 2ml |
| Wardrobe | drawers and shelves |
| Bathroom | shared |
| Toilet | shared |
| Toilet system | electric |
| Shower | shared |

MACHINERY

| | |
|--------------------------------|---------------------|
| No of engines | 2 |
| Make | VOLVO |
| Type | IPS 600 |
| HP | 435 |
| kW | 320.16 |
| Fuel | diesel |
| Year installed | 2010 |
| Maximum speed (kn) | 30 |
| Cruising speed (kn) | 22 |
| Engine controls | electrical Joystick |
| Bowthruster | yes |
| Manual bilge pump | yes |
| Electric bilge pump | yes |
| Bilge alarm | yes |
| Electrical installation | yes |
| Generator | ONAN 7kW |
| Batteries | yes |



| | |
|---------------------|------------|
| Start battery | yes |
| Service battery | yes |
| Navigation Battery | yes |
| Generator battery | yes |
| Bowthruster battery | yes |
| Battery charger | yes |
| Inverter | yes |
| Solar panel | yes |
| Shorepower | with cable |
| Trimtabs | yes |

NAVIGATION

| | |
|-----------------------|----------------------------|
| Compass | yes |
| Multi control display | Raymarine |
| Depth sounder | Raymarine |
| VHF | Raymarine |
| Autopilot | Raymarine |
| Radar/GPS/plotter | Raymarine Hybrid Touch 12" |
| Navigation lights | yes |
| Searchlight | yes |


EQUIPMENT

| | |
|------------------|-----------------------|
| Fixed hardtop | With sliding roof |
| Cockpit cushions | yes |
| Cockpit table | yes |
| Bathing platform | Submersible hydraulic |
| Boarding ladder | yes |
| Gangway | Besenzoni |
| Deck shower | yes |
| Anchor | yes |
| Anchor chain | yes |



| | |
|----------------------|-----------------|
| Chain counter | yes |
| Windlass | electrical |
| Capstan | yes |
| Sea railing | stainless steel |
| Horn | yes |
| Fenders | yes |
| Mooring lines | yes |
| TV | yes |
| Radio | yes |









INNOVAZIONI E PROGETTI ALENA 50













INNOVAZIONI E PROGETTI ALENA 50



INNOVAZIONI E PROGETTI ALENA 50







INNOVAZIONI E PROGETTI ALENA 50

