



SEALINE T50



DE VALK
YACHT BROKERS

SEALINE T50

BROKER'S COMMENTS

• Antifoul • Boat hook • Clock and barometer • Exterior covers, including windscreen cover, white in colour • Fenders, (6) with Sealine logo • Fire extinguishers, hand operated (2) • Mooring lines (2) • Sealine owner's manual and document case

Francis James Holbourne

SPECIFICATIONS

Dimensions	15.41 x 4.61 x 1.31 (m)	Builder	Sealine
Built	2006	Cabins	3
Material	GRP	Berths	
Engine(s)	2 x Volvo D9 diesel	Hp/Kw	2 x 575.00 (hp), 423.20 (kw)
Asking price	€ 225.000 (VAT Not paid)	Lying	

CONTACT

Sales office	De Valk Costa del Sol	Telephone	+34 951120059
Address	Southern Spain Region 29660 Malaga ES	E-mail	costadelsol@devalk.nl

DISCLAIMER

These particulars are given in good faith as supplied but cannot be guaranteed.



SEALINE T50

GENERAL

Model	SEALINE T50
Type	motor yacht
LOA (m)	15,41
LWL (m)	14,90
Beam (m)	4,61
Draft (m)	1,31
Year built	2006
Builder	Sealine
Country	United Kingdom
Net tonnage	24,13
Hull material	GRP
Hull colour	white
Flybridge	<ul style="list-style-type: none">• Autopilot control P70R • Central helm position • Compass • Drinks holder • Engine controls, electronic • Engine instrumentation, full set • Fuel gauges • e125 12" HybridTouch Multifunctional Display without EU Cartography • Helm seat adjustable and companion seat with storage below • Rudder angle indicator • Socket, 12V • Speed and depth logs (2) , Raymarine i70 • Steering wheel, tilting • VHF radio handset • Access to cockpit via opening hatch • Bimini Top with Lights • Ensign socket & staff • Handrails in stainless steel • Low Level LED lighting • Liferaft locker • Radar mast, aft facing with lights and Cross trees mast • Radar Raymarine 4kw HD Open Array • Radio CD Player with 2 speakers on flybridge and 2 in cockpit with remote control • Seating for 6 with fixed table • Separate covers for dash, all seating areas, sunbed, wet bar & table • Sunbed, next to helm • Teak laid • Wet bar with cool box, barbecue, sink and waste bin • Windscreen, curved and tinted with stainless steel trim bar

ACCOMMODATION

Cabins	3
---------------	---



SEALINE T50

Saloon

- Deck hatch to flybridge, opening
- Lighting, overhead
- Socket, 230V double
- Seating, large sofa with electric height adjustable table
- Seating to port, with storage
- Stereo radio/CD player, with (2) speakers and linked to flybridge
- Storage cupboards with bottle and glass holders
- TV, Pop Up 32 inch LED with 12v CD/DVD player with iPod dock & 4 saloon speakers

Galley

- Electrical control panel for 240V AC and 24V DC circuits
- Extractor fan
- Lighting, overhead
- Microwave, combination oven and grill
- Under counter Fridge and Freezer Drawers
- Sink recessed into top with flush lid plus mixer tap
- Socket, 230V doubles x2
- Storage cupboards
- Stove, electric, (3) burner, recessed under counter
- Waste bin

Owners cabin

double bed

Bathroom

en suite

Extra info

- Bedside tables with drawers and illuminated Plexiglass shelves above
- Berth, double with storage drawer and sprung mattress
- Dressing table
- En suite
- Full beam
- Lighting, overhead
- Mirror on wardrobe
- Portholes (5), (2) opening
- 12V CD / DVD player, 2 speakers and iPod dock
- Reading lights
- Dresser unit on Starboard
- Socket 230V double x 2
- Wardrobe aft and under stairs
- Extractor fan
- Glass and toilet rolls holders
- Hand basin with mixer tap
- Fiddle Rails
- Lighting, overhead
- Mirrors
- Porthole, opening
- Robe hooks
- Shaver socket
- Shower separate compartment with Rainmaker and solid surface floor
- solid surface Floor
- Shower drain with automatic pump
- Storage
- Toilet, electric, "quiet flush"
- Towel rail

Guest cabin 1

double bed

Extra info

- Berth, double, with storage below and sprung mattress
- En suite
- Deck hatch, opening with blind
- Lighting, overhead
- Mirror on forward bulkhead
- Portholes (2) opening
- 12V CD / DVD player, 2 speakers and iPod dock
- Socket, 230V double x 2
- Skylights, fixed with blinds
- Vanity unit with mirror
- Wardrobes port and stbd
- Extractor fan
- Glass and toilet roll holders
- Hand basin with mixer tap
- Fiddle Rails
- Lighting overhead
- Mirror
- Portholes (2) opening
- Robe hooks
- Shaver socket
- Shower drain, with automatic pump
- Shower separate compartment with Rainmaker
- Solid surface Floor
- Storage
- Toilet, electric, "quiet flush"
- Towel rail

Guest cabin 2

twin single



SEALINE T50

Extra info

- Berths fixed and pullman • Mirror • Porthole, opening • Skylight
- 12V CD / DVD player, 2 speakers and iPod dock • Sockets, 230V double x 2 • Wardrobe • Washer/Dryer

MACHINERY

No of engines

2

Make

Volvo

Type

D9

HP

575

kW

423.20

Fuel

diesel

Year installed

2006

Maximum speed (kn)

32

Cruising speed (kn)

25

Engine hours

965

Drive

shaft

Extra info

- AC systems 220V with shore support system • Aft docking lights • Air horns • Batteries, domestic and engine • Battery charger, 45 amps • Bow thruster, dual station 7.9hp with controls at both helms • Calorifier with immersion heater • CO detectors (5) • DC system, 24V • Fresh water pump • Remote control spotlight at both helms • Shore power cable • Trim tabs with indicators at both helms • Windscreen wipers, (2) synchronised with screen wash

Extra info

- Bilge pumps manual and automatic • Engine room fans • Engine room sound proofing • Engine Room LED lighting • Engine room air intake • Engine Room mains power socket • Fire extinguishing system, automatic, in engine room • Fuel filters for engines and generator • Fuel tanks, in marine grade alloy • Generator, 6 kW, with muffler and water separator • Steering, hydraulic power assisted • Water tanks in stainless steel

NAVIGATION



Extra info

- Autopilot Raymarine P70R • Chart/stowage • Drinks holder • Engine instrumentation, full set • Engine controls, electronic • Fuel gauges • e125 12" HybridTouch Multifunctional Display with EU Cartography Helm seat, outboard and navigation seat, separate and adjustable fwd/aft • Rudder angle indicator • Skylights with blinds • Socket, 12V • Speed and depth logs (2) , Raymarine i70 • Steering wheel, tilting • VHF radio, Raymarine 240 E • Window, electric


EQUIPMENT

Extra info

- Anchor 25kg with 60m of chain 31/33 knots* 15.41m 16.0m 4.61m 6.02m 1.31m 1.98m 2 x 1040 ltr 517 ltr 17,446kg 50' 6" 52' 6" 15' 2" 19' 9" 4' 3.5" 6' 6" 2 x 228 gal 114 gal 17.17 tons UPPER HELM • Autopilot control P70R • Anchor locker, self-draining with fender storage & S/S tie bar for fender ropes • Anchor safety leash • Anchor hauser stainless steel • Deck, moulded non-slip • Fendering strip in white with stainless steel insert • Foredeck fresh water wash down • Foredeck handrails • Foredeck hatch, opening • Foredeck fixed skylights, (2) fixed • Fuel fillers port and stbd • Navigation lights, full set Stainless steel pulpit rail - closed bow double height rail - side aft sections with mid height safety guard parafil wire • Sealine concealed anchor storage system • Stainless bow fairlead • Stainless cleats (9) • Aft mooring cleats (2) • Sunbed area, recessed, with handrails • Water filler • Windlass, reversible electric (controls on deck and helms) • Windscreen and side windows in toughened glass



SEALINE T50



SEALINE T50



SEALINE T50



SEALINE T50




SEALINE T50




SEALINE T50



SEALINE T50



SEALINE T50



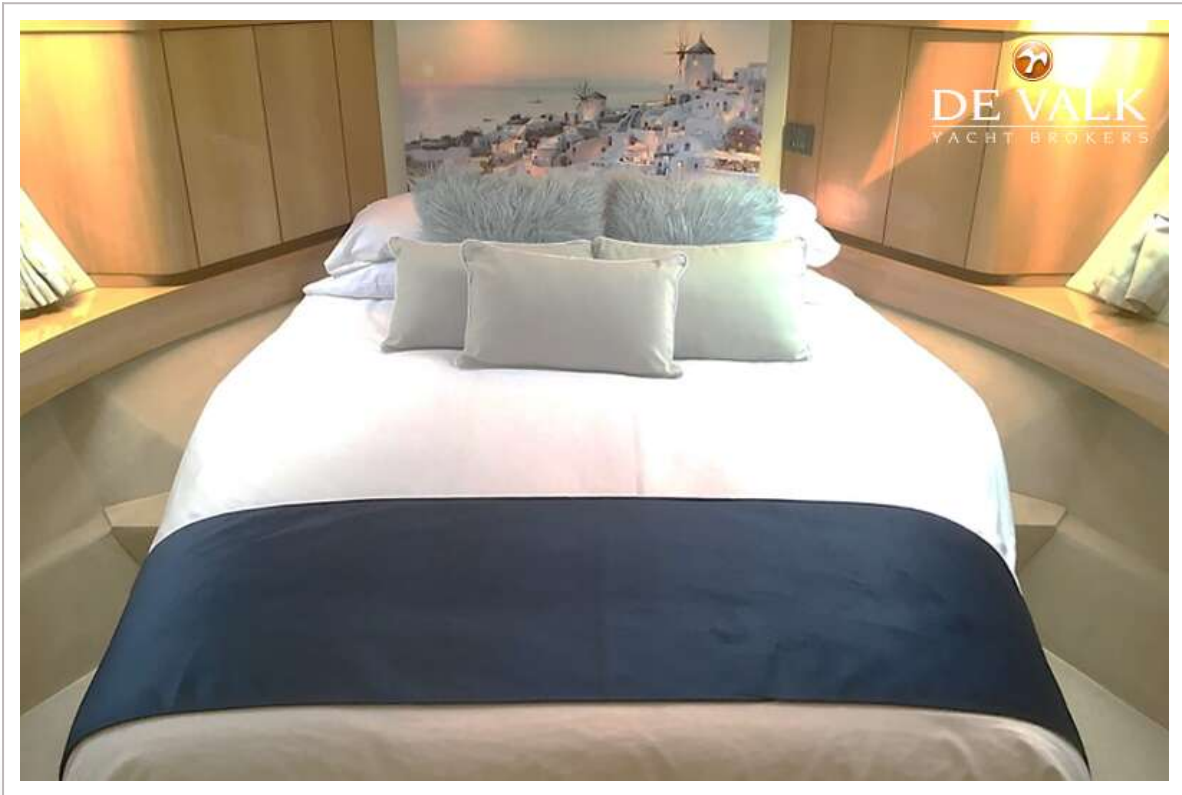

SEALINE T50



SEALINE T50



SEALINE T50



SEALINE T50



SEALINE T50



