



DE VALK  
YACHT BROKERS



NIMBUS 3003



DE VALK  
YACHT BROKERS

# NIMBUS 3003

## BROKER'S COMMENTS

This Nimbus 3003 is a classic model from the renowned Swedish shipyard and a perfect, compact cruising yacht for enjoyable outings with family or friends. Combining Nimbus's proven handling characteristics with dimensions suitable for inland waterways, this yacht knows no boundaries in Europe. It is equipped with everything one would expect on a boat of this size and is in well-maintained, ready-to-sail condition.

*Ralph Weil*

## SPECIFICATIONS

<b>Dimensions</b>	9.20 x 3.20 x 1.00 (m)	<b>Builder</b>	Nimbus
<b>Built</b>	1990	<b>Cabins</b>	3
<b>Material</b>	GRP	<b>Berths</b>	5
<b>Engine(s)</b>	1 x Volvo-Penta TAMD 4 diesel	<b>Hp/Kw</b>	200.00 (hp), 147.20 (kw)
<b>Asking price</b>	€ 49.000 (VAT Paid)	<b>Lying</b>	contact Berlin

## CONTACT

<b>Sales office</b>	De Valk Berlin	<b>Telephone</b>	+49 30 325 99 651
<b>Address</b>	Siegfried-Berger Str.13 12557 Berlin DE	<b>E-mail</b>	berlin@devalk.nl

## DISCLAIMER

These particulars are given in good faith as supplied but cannot be guaranteed.



## GENERAL

<b>Model</b>	NIMBUS 3003
<b>Type</b>	motor yacht
<b>LOA (m)</b>	9,20
<b>Beam (m)</b>	3,20
<b>Draft (m)</b>	1,00
<b>Air draft (m)</b>	3,50
<b>Air draft min (m)</b>	2,40
<b>Headroom (m)</b>	1,95
<b>Year built</b>	1990
<b>Builder</b>	Nimbus
<b>Country</b>	Sweden
<b>Displacement (t)</b>	3,6
<b>Hull material</b>	GRP
<b>Hull colour</b>	white
<b>Hull shape</b>	V-shaped hull
<b>Superstructure material</b>	GRP
<b>Rubbing strake</b>	rubber
<b>Deck material</b>	GRP
<b>Deck finish</b>	yes
<b>Superstructure deck finish</b>	non-skid moulded in
<b>Cockpit deck finish</b>	teak
<b>Antifouling (year)</b>	2026
<b>Window frame</b>	aluminium
<b>Window material</b>	tempered glass
<b>Radar arch</b>	collapsible
<b>Fuel tank (litre)</b>	820 l.
<b>Level indicator (fuel tank)</b>	Analog
<b>Freshwater tank (litre)</b>	170 l.
<b>Blackwater tank (litre)</b>	70 l.
<b>Blackwater tank extraction</b>	deck extraction



Wheel steering	cable steering
Extra info	Cockpit wood refinished in 2025

## ACCOMMODATION

Cabins	3
Berths	5
Interior	teak
Floor	carpet
Deck saloon	yes
Headroom saloon (m)	180 cm
Sliding roof	manual
Heating	diesel ducted hot air
Aft Cabin	yes
Dinette to convert into berth	182cm x 205cm
Opening door to cockpit	yes
Galley	yes
Countertop	plastic
Sink	stainless steel
Cooker	calor gas 2 Brenner mit Trumatic Gas-Fernschalter
Oven	Dometic new 2023, Gas
Fridge	Isotherm 45 l.
Hot water system	220V + engine
Water pressure system	yes
Hot water tap	yes
Owners cabin	double bed
Bed length (m)	200 cm x 123 cm
Wardrobe	shelves
Bathroom	separate
Wash basin	in the cabin
Extra info	2 portholes , mosquito screens
Guest cabin 1	single bed



<b>Bed length (m)</b>	200cm x 95cm
<b>Wardrobe</b>	shelves
<b>Toilet</b>	separate
<b>Toilet system</b>	electric
<b>Wash basin</b>	in the bathroom

## MACHINERY

<b>No of engines</b>	1
<b>Make</b>	Volvo-Penta
<b>Type</b>	TAMD 4
<b>HP</b>	200
<b>kW</b>	147.20
<b>Fuel</b>	diesel
<b>Year installed</b>	1990
<b>Engine hours</b>	975
<b>Engine cooling system</b>	freshwater heat exchanger
<b>Drive</b>	shaft
<b>Engine controls</b>	Bowden cable, Bowdenzug
<b>Gearbox</b>	mechanical
<b>Bowthruster</b>	electric Sleipner 4,1 PS
<b>Sternthruster</b>	electric Sidepower SE60
<b>Propeller shaft material</b>	stainless steel
<b>Shaft lubrication</b>	water
<b>Manual bilge pump</b>	yes
<b>Electric bilge pump</b>	yes
<b>Electrical installation</b>	12 V
<b>Start battery</b>	1 x 72AH, 2025
<b>Service battery</b>	3 x 72 AH, 2025
<b>Battery monitor</b>	Amperemeter
<b>Battery charger</b>	Sterling Power 12V 40A
<b>Shorepower</b>	with cable



## NAVIGATION

Compass	Silva 1000
Depth sounder	yes
Log	yes
VHF	I-Com M505
Rudder angle indicator	yes
Plotter/GPS	Lowrance Hook 7 HDI
Navigation lights	yes
Searchlight	Remote Control

## EQUIPMENT


Fixed windscreen	yes
Cockpit cover	Roll-up side panels, removable rear panel
Cockpit cushions	yes
Cockpit table	yes
Bathing platform	yes
Boarding ladder	stainless steel
Deck shower	hot & cold
Anchor	Bruce 10KG
Anchor chain	25m
Windlass	electrical
Sea railing	stainless steel
Grab rail (superstructure)	stainless steel
Pulpit	yes
Wiper	2 x
Horn	electric
Fenders	yes
Mooring lines	yes
TV	Antenna only



# NIMBUS 3003



# NIMBUS 3003



# NIMBUS 3003



# NIMBUS 3003



# NIMBUS 3003



# NIMBUS 3003



# NIMBUS 3003



# NIMBUS 3003



# NIMBUS 3003



# NIMBUS 3003





# NIMBUS 3003



# NIMBUS 3003




# NIMBUS 3003



# NIMBUS 3003



# NIMBUS 3003



# NIMBUS 3003

