



DE VALK  
YACHT BROKERS



DOGGERSBANK 1400



DE VALK  
YACHT BROKERS

BROKERAGE | CHARTER | BERTHS | FINANCE | INSURANCE | YACHT MANAGEMENT

## BROKER'S COMMENTS

The Doggersbank 1400 "Amadeus" is built at the famous yard Visser en Van der Werf from Irnsum, the Netherlands and is designed by Vripack. Due to her insulation, three cabin layout, hydraulic bow- and sternthruster, hydraulic windlass and central heating, "Amadeus" is very comfortable for longer trips and longer stays on board. This Doggersbank 1400 is equipped with a good set of navigation and een Ford Sabre 185 hp diesel engines, what makes her the perfect motoryacht to explore the European waterways. Viewing of this Doggersbank 1400 is highly recommended.

*Peter Spruyt*

## SPECIFICATIONS

<b>Dimensions</b>	14.95 x 4.40 x 1.35 (m)	<b>Builder</b>	Visser & v/d Werf Gorredijk
<b>Built</b>	1991	<b>Cabins</b>	3
<b>Material</b>	Steel	<b>Berths</b>	6
<b>Engine(s)</b>	1 x Ford Sabre Turbo 185L diesel	<b>Hp/Kw</b>	168.00 (hp), 123.48 (kw)
<b>Asking price</b>	sold (VAT )	<b>Lying</b>	at sales office

## CONTACT

<b>Sales office</b>	De Valk Sneek	<b>Telephone</b>	+31 (0)515 42 80 30
<b>Address</b>	Zwolsmanweg 7 8606 KC Sneek NL	<b>E-mail</b>	sneek@devalk.nl

## DISCLAIMER

These particulars are given in good faith as supplied but cannot be guaranteed.



## GENERAL

Model	DOGGERSBANK 1400
Type	motor yacht
LOA (m)	14,95
LWL (m)	1,00
Beam (m)	4,40
Draft (m)	1,35
Air draft (m)	5,70
Air draft min (m)	4,00
Headroom (m)	2,00
Year built	1991
Builder	Visser & v/d Werf Gorredijk
Country	The Netherlands
Designer	Vripack Sneek
Displacement (t)	32
Net tonnage	7000 kg
CE norm	NA
Hull material	steel
Hull colour	blue
Hull shape	round-bilged
Keel type	tandem keel
Superstructure material	steel
Rubbing strake	stainless steel
Deck material	steel
Deck finish	teak
Superstructure deck finish	teak
Cockpit deck finish	teak
Window frame	aluminium
Window material	glass
Portholes	aluminium
Insulation	foam plates



<b>Flybridge</b>	yes
<b>Flybridge cover</b>	aluminum/electric
<b>Radar arch</b>	collapsible
<b>Mast can be lowered</b>	hydraulic
<b>Fuel tank (litre)</b>	steel 2x 700 l.
<b>Fuel daytank (litre)</b>	steel 2x 900 l.
<b>Freshwater tank (litre)</b>	stainless steel 2x 800 l.
<b>Blackwater tank (litre)</b>	stainless steel
<b>Greywater tank (litre)</b>	stainless steel
<b>Wheel steering</b>	hydraulic
<b>Outside helm position</b>	
<b>Flybridge helm position</b>	hydraulic

## ACCOMMODATION

<b>Cabins</b>	3
<b>Berths</b>	6
<b>Interior</b>	teak
<b>Floor</b>	carpet Teak &
<b>Aft deck</b>	yes
<b>Saloon</b>	yes
<b>Headroom saloon (m)</b>	1.95 m.
<b>Heating</b>	central heating Webasto
<b>Aft Cabin</b>	yes
<b>Opening door to aft deck</b>	yes
<b>Galley</b>	yes
<b>Countertop</b>	plastic
<b>Sink</b>	stainless steel
<b>Cooker</b>	calor gas 1x electric + 3x 1
<b>Oven</b>	yes
<b>Microwave</b>	Sharp
<b>Fridge</b>	3x



Hot water system	220V + engine Boiler 110 l.
Water pressure system	electrical Jabsco Parma
Coffee maker	Princess
Owners cabin	double bed
Wardrobe	hanging and drawers
Bathroom	separate
Toilet	separate
Toilet system	electric
Wash basin	in the bathroom
Shower	separate
Guest cabin 1	bunk bed
Wardrobe	shelves
Guest cabin 2	v-bed
Wardrobe	hanging and drawers
Bathroom	en suite
Toilet	en suite
Toilet system	electric
Wash basin	in the bathroom
Shower	en suite
Washing machine	Candy
Dryer	yes
Flybridge	yes

## MACHINERY

No of engines	1
Make	Ford Sabre Turbo
Type	185L
HP	168,00
kW	123,48
Fuel	diesel
Year installed	1990



Engine hours	3335
Engine cooling system	freshwater heat exchanger
Drive	shaft
Engine controls	bowden cable
Gearbox	hydraulic
Bowthruster	hydraulic
Propeller type	fixed
Propeller blades	3x
Propeller shaft material	stainless steel
Shaft lubrication	grease
Manual bilge pump	yes
Electric bilge pump	4x Rheinstrom
Electrical installation	12/24/220 Volt
Generator	wet exhaust Westerbeke 8 kW
Running hours generator	936
Start battery	2x
Service battery	4x
Battery charger	Victron 70 Ah
Inverter	Victron 24/3000
Diode battery combiners	yes
Shorepower	with cable

## NAVIGATION

Compass on flybridge	C. Plath
Depth sounder/log	Autohelm
Windset	Autohelm
VHF	2x Shipmate 8300
Autopilot	2x Raymarine ST7002
Radar/GPS/plotter	2x Raymarine E80
Navtex	Lo-Kata
Searchlight	2x



Loudhailer

Ray Jefferson

## EQUIPMENT

Fixed hardtop	electric
Bathing platform	yes
Boarding ladder	stainless steel
Anchor	CQR Plough
Anchor chain	yes
Windlass	electrical
Davits	stainless steel
Davits controls	manual
Sea railing	stainless steel
Wiper	3x
Horn	electric
Radar reflector	liquid
Fenders	yes
Mooring lines	yes
TV	yes
Radio-cd player	VDO
Speakers in salon	yes
Speakers in cabin	yes
Clock - barometer	yes
Fire extinguisher	yes
Extinguisher in engine room	yes



# DOGGERSBANK 1400





# DOGGERSBANK 1400



# DOGGERSBANK 1400





# DOGGERSBANK 1400



# DOGGERSBANK 1400





# DOGGERSBANK 1400





# DOGGERSBANK 1400




# DOGGERSBANK 1400





# DOGGERSBANK 1400






# DOGGERSBANK 1400



# DOGGERSBANK 1400







# DOGGERSBANK 1400



# DOGGERSBANK 1400



## DOGGERSBANK 1400






# DOGGERSBANK 1400



# DOGGERSBANK 1400










# DOGGERSBANK 1400



# DOGGERSBANK 1400





# DOGGERSBANK 1400

