



BOARNCRUISER 40 CLASSIC LINE

BOARNCRUISER 40 CLASSIC LINE

BROKER'S COMMENTS

Boarncruiser 40 Classic Line: compact steel motoryacht, not only for the inland waterways but also very seaworthy. Equipped with double steering position, bow- and sternthruster, anchor winch etc. This Boarncruiser 40 Classic Line is i.a. provided with a teak deck, central heating and generator. Double berth in the owners cabin with toilet ensuite and separate shower. This Boarncruiser 40 Classic Line is very suitable for ex-sailors!

Pieter Bosma

SPECIFICATIONS

Dimensions	12.40 x 4.35 x 1.10 (m)	Builder	De Boarnstream
Built	2002	Cabins	2
Material	Steel	Berths	6
Engine(s)	1 x Perkins M135 Diesel	Hp/Kw	135.00 (hp), 99.22 (kw)
Asking price	sold (VAT)	Lying	at sales office

CONTACT

Sales office	De Valk Sneek	Telephone	+31 (0)515 42 80 30
Address	Zwolsmanweg 7 8606 KC Sneek NL	E-mail	sneek@devalk.nl

DISCLAIMER

These particulars are given in good faith as supplied but cannot be guaranteed.



BOARNCRUISER 40 CLASSIC LINE

GENERAL

Model	BOARNCRUISER 40 CLASSIC LINE
Type	motor yacht
LOA (m)	12,40
Beam (m)	4,35
Draft (m)	1,10
Air draft (m)	2,75
Headroom (m)	1,95
Year built	2002
Launched	2003
Builder	De Boarnstream
Country	The Netherlands
Designer	Werner Yacht Design
Displacement (t)	14
CE norm	B
Hull material	steel
Hull colour	blue
Hull thickness (mm)	10-6-5-4 mm
Hull shape	multi hard chine
Keel type	long keel
Superstructure material	GRP
Rubbing strake	fender rope 120 mm
Deck material	steel
Deck finish	teak
Superstructure deck finish	paint
Dorades	stainless steel
Window material	double glazing
Deckhatch	2x
Portholes	aluminium
Insulation	rockwool
Mast can be lowered	electric



BOARNCRUISER 40 CLASSIC LINE

Fuel tank (litre)	steel 2x 400 l.
Level indicator (fuel tank)	Wema
Freshwater tank (litre)	stainless steel 2x 300 l.
Level indicator (freshwater)	Wema
Blackwater tank (litre)	stainless steel 250 l.
Level indicator (blackwater)	Wema
Blackwater tank extraction	deck extraction + pump
Wheel steering	hydraulic
Inside helm position	yes
Outside helm position	hydraulic
Emergency tiller	yes
More info on paintwork	AWL Grip
Extra info	two bosan chairs outside
Extra info	mast in color superstructure

ACCOMMODATION

Cabins	2
Berths	6
Interior	teak
Floor	carpet
Aft deck	yes
Saloon	yes
Headroom saloon (m)	1.95 m
Heating	central heating Webasto 9 kW
Aft Cabin	yes
Dinette	yes
Opening door to aft deck	yes
Galley	yes
Countertop	plastic
Sink	stainless steel
Cooker	ceramic Princess 3-burner



BOARNCRUISER 40 CLASSIC LINE

Extractor	yes
Microwave/oven combi	Moulinex
Fridge	Coolmatic 110 l.
Hot water system	220V + engine Boiler 45 l.
Water pressure system	electrical
Owners cabin	French bed
Bed length (m)	2.00 m
Wardrobe	hanging and drawers
Bathroom	en suite
Toilet	en suite
Toilet system	electric
Wash basin	in the bathroom
Shower	en suite
Guest cabin 1	v-bed
Bed length (m)	2.00 m
Wardrobe	hanging
Bathroom	separate
Toilet	separate
Toilet system	electric
Wash basin	in the bathroom
Washing machine/dryer combi	Siemens WD61430
Extra info	pantry floor teak & holly
Extra info	luxury upholstery

MACHINERY

No of engines	1
Make	Perkins
Type	M135
HP	135,00
kW	99,22
Fuel	diesel



BOARNCRUISER 40 CLASSIC LINE

Year installed	2002
Maximum speed (kn)	9
Cruising speed (kn)	7
Engine hours	3790 (21-7-2016)
Engine cooling system	freshwater heat exchanger
Drive	shaft
Engine controls	electrical Morse
Gearbox	hydraulic Hurth
Bowthruster	electric 75 kg
Sternthruster	electric 100 kg Duoprop
Exhaust	watercooled
Thrust bearing	yes
Propeller type	fixed 22" x 15"
Propeller blades	4-bladed + spare
Propeller shaft material	stainless steel 40 mm
Shaft lubrication	water
Electric bilge pump	yes
Electrical installation	yes
Generator	silent separator Fisher Panda 8000 NE
Batteries	yes
Start battery	1x 143 Amp
Service battery	AGM deep cycle 3x 190 Amp (2016)
Generator battery	108 Amp
Sternthruster battery	143 Amp
Battery monitor	Mastervolt BTN1
Battery charger/inverter	Mastervolt Combi Dakar 12/60/1500
Diode battery combiners	yes
Shorepower	with cable
Extra info	extra sound isolation under carpet floor

NAVIGATION



BOARNCRUISER 40 CLASSIC LINE

Electric compass	in- and outside Raytheon ST60+
Depth sounder	in- and outside Raytheon ST60 Tridata
Log	in- and outside Raytheon ST60 Tridata
Windset	speed and direction Raytheon ST60
VHF	Shipmate RS8300
Autopilot	including wireless remote control Raytheon ST6001AP
Rudder angle indicator	Raytheon ST60
Radar/GPS/plotter	Raymarine C80 with 2 kW antenna
Electronic chart(s)	Navionix XL9 28XG
Searchlight	electric, in mast, remote controlled

EQUIPMENT

Fixed windscreen	yes
Sprayhood	incl. old one for spare or winter 2016
Cockpit cover	2016
Cockpit cushions	yes
Cockpit chairs	fixed bunk
Bathing platform	yes
Boarding ladder	stainless steel
Anchor	Pool 25 kg
Anchor chain	30 m
Windlass	electrical 1000 W
Outboard support	yes
Sea railing	stainless steel
Grab rail (superstructure)	yes
Railing side opening gates	yes
Lifebuoy	yes
Danbuoy	yes
Wiper	3x outside steering position, 3x inside steering position Parallel
Horn	electric
Fenders	fenderbaskets on her stern



BOARNCRUISER 40 CLASSIC LINE

Mooring lines	yes
TV	Philips flatscreen
TV receiver	with outside antenna Digitenne
Radio-cd player	VDO Dayton
Cockpit speakers	yes
Speakers in salon	yes
Fire extinguisher	yes
Auto extinguisher system	yes



BOARNCRUISER 40 CLASSIC LINE



BOARNCRUISER 40 CLASSIC LINE



BOARNCRUISER 40 CLASSIC LINE



BOARNCRUISER 40 CLASSIC LINE



BOARNCRUISER 40 CLASSIC LINE




BOARNCRUISER 40 CLASSIC LINE




BOARNCRUISER 40 CLASSIC LINE



BOARNCRUISER 40 CLASSIC LINE



BOARNCRUISER 40 CLASSIC LINE



BOARNCRUISER 40 CLASSIC LINE



BOARNCRUISER 40 CLASSIC LINE




BOARNCRUISER 40 CLASSIC LINE



BOARNCRUISER 40 CLASSIC LINE



BOARNCRUISER 40 CLASSIC LINE




BOARNCRUISER 40 CLASSIC LINE





BOARNCRUISER 40 CLASSIC LINE





BOARNCRUISER 40 CLASSIC LINE



BOARNCRUISER 40 CLASSIC LINE

