



DE VALK  
YACHT BROKERS

## ROYAL HUISMAN 2600



DE VALK  
YACHT BROKERS

# ROYAL HUISMAN 2600

## VAN DE MAKELAAR

Dit unieke aluminium zeiljacht is ontworpen door Sparkman & Stephens, gebouwd door de gerenommeerde Royal Huisman scheepswerf en haar interieur is ontworpen door Pieter Beeldsnijder. EBB TIDE is zeer eenvoudig te zeilen met 2 personen, maar het is ook erg leuk en nog gemakkelijker met een grotere bemanning. Ze wordt al ruim 15 jaar zeer goed onderhouden door de huidige eigenaar. Er zijn diverse upgrades uitgevoerd. Romp, dek en opbouw worden momenteel geschilderd. EBB TIDE is nu op zoek naar een nieuwe eigenaar. Neem contact op met De Valk Thuishaven voor een bezichtigingsafpraak in Italië.

*Jan-Ward van Dantzig*

## SPECIFICATIES

<b>Afmetingen</b>	26.00 x 6.00 x 3.00 (m)	<b>Bouwer</b>	Royal Huisman Shipyard
<b>Bouwjaar</b>	1986	<b>Hutten</b>	4
<b>Materiaal</b>	Aluminium	<b>Slaapplaatsen</b>	10
<b>Motor(en)</b>	1 x Mercedes Benz OM-422 Wizeman Marine diesel	<b>Pk/Kw</b>	265.00 (pk), 195.04 (kw)
<b>Vraagprijs</b>	€ 875.000 (BTW Betaald)	<b>Ligplaats</b>	Italië

## CONTACT

<b>Kantoor</b>	De Valk Thuishaven	<b>Telefoon</b>	+31 35 5829042
<b>Adres</b>	Peperstraat 7 1411 PX Naarden NL	<b>E-mail</b>	thuishaven@devalk.nl

## DISCLAIMER

Hoewel er uiterste zorg besteed is aan de correctheid, volledigheid en actualiteit van onze informatie kunnen hieraan geen rechten worden ontleend.



## ALGEMEEN

Model	ROYAL HUISMAN 2600
Type	zeiljacht
Lengte (m)	26,00
Lengte waterlijn (m)	20,93
Breedte (m)	6,00
Diepgang (m)	3,00
Doorvaarthoogte (m)	31,50
Stahoogte (m)	1,95
Bouwjaar	1986
Gebouwd door	Royal Huisman Shipyard
Land	Nederland
Ontwerper	Sparkman & Stephens+Pieter Beeldsnijder
Waterverplaatsing (t)	59,5
Ballast (ton)	lood 17,5
Bruto tonnage	65
Netto tonnage	19
CE norm	NA
Romp materiaal	aluminium
Romp kleur	wit (One component from International - new in 2024/2025)
Huiddikte romp (mm)	Built in 5 mm above waterline and 6-8 mm below waterline. Hull thickness inspection report available from 28-12-2022.
Rompvorm	rondspant With negative stern. Construction with raked bow.
Kiel type	Semi long keel
Materiaal opbouw	aluminium (Water resistant aluminium) Painted White (2-component Awl-Grip)
Huiddikte opbouw (mm)	5
Huiddikte dek (mm)	5
Stootlijst	aluminium
Dek materiaal	aluminium (Water resistant aluminium) Painted White (2-component Awl-Grip)
Afwerking dek	teak 6 - 8 mm - Entirely recaulked in 2018



<b>Afwerking opbouw</b>	TBS anti-slip matten
<b>Afwerking kuip</b>	teak
<b>Antifouling (jaar)</b>	2025
<b>Dorades</b>	ja
<b>Raamlijsten</b>	aluminium 7 x Window in the superstructure
<b>Raammateriaal</b>	hardglas 6 mm (single). 4 x Window are opening & have insect screens
<b>Dekluik</b>	ja
<b>Patrijspoorten</b>	roestvast staal
<b>Isolatie</b>	schuim & sound damping foil at hull down to waterline & superstructure
<b>Brandstoftank (liter)</b>	aluminium 2 x 1000 (double bottom tanks with inspection manhole)
<b>Brandstoftank 2 (liter)</b>	aluminium 1 x 690 & 1 x 630 (double bottom tanks with inspection manhole)
<b>Inhoudsmeter (brandstoftank)</b>	Cross over pipes (with valves) between tanks
<b>Brandstof dagtank (liter)</b>	aluminium 90
<b>Inhoudsmeter (dagtank)</b>	Electronic/high/low/level meter/alarm & automatic & refill pump
<b>Drinkwatertank (liter)</b>	aluminium 880 & 700 & 670 & 650 (double bottom tanks & inspection manhole)
<b>Inhoudsmeter (drinkwatertank)</b>	Tanks are installed around keel section to enable most ideal ships trim. Cross over pipes (with valves) between tanks. Tanks innerside painted.
<b>Vuilwatertank (liter)</b>	roestvast staal 1 x 200 (double bottom SS-Alu-GRP tank with inspection manhole)
<b>Inhoudsmeter (vuilwatertank)</b>	Electronic high/low level meter & alarm. Automatic direct overboard discharge pump. Vent system to hull. Separate manual discharge pump system to enable discharge to shore. Tank is installed amidships for ideal ships trim.
<b>Vuilwatertank afvoer</b>	pomp
<b>Grijswatertank (liter)</b>	aluminium 2 x 200 (double bottom tanks with inspection manhole)



<b>Inhoudsmeter (grijswatertank)</b>	Electronic high/low level meter & alarm. Automatic (level switch) / manual direct overboard discharge pump. Vent system to hull. Discharge from showers and galley by sump reservoirs and automatic pumps direct to grey water tank. Tanks are installed amidships for ideal ships trim.
<b>Stuurwiel</b>	hydraulisch Stainless steel wheel - 1800 mm.
<b>Buiten stuurstand</b>	ja
<b>Noodhelmstok</b>	ja
<b>Extra info romp</b>	The hull built in water-resistant aluminium of 5 mm above waterline and 6-8 mm below waterline, with keel plating of 10 mm, keel bottom of 20 mm. Transverse framing of 75x32x6 each 455 mm and web frames of 128x50x8.
<b>Extra info verfsysteem</b>	Hull, deck and superstructure painted white in 2024/2025. When the engine room was completely stripped during the major refit in 2010, the engine room and also the bilges were finished in a glossy white paint. Hull inner side is painted grey.
<b>Extra info</b>	Aluminium rudder fitted to a skeg. Hydraulic driven steering gear (2x24V servo's for Ap28 autopilot) + 220 Volt system/pump for AP70 Autopilot. Chain direct to wheel steering/direct drive. Double acting hydraulic ram. Total reduction 1:2,5. Disengagement unit/and/steering wheel brake.
<b>Extra info</b>	The toerail is aluminium with fairlead holes. Forepeak watertight compartment by bulkhead. Bulkheads aft of owners cabin, cabins and engine room area, as to ensure a stiff hull. All water inlets have been renewed in 2012 - Conventional handle - bronze ball type seacocks valves. All tanks are inspected yearly. Teak planking on deck laid in an epoxy compound over an underlayment in a bedding compound over the aluminium deck. In 2018 the most forward teak planking was renewed. 2 x Prism model deck build in deck lights. Stainless steel deck fittings, hardware and bollards (with "Ebb Tide" written on the top). Cockpit lockers seats with gas cylinder hatch levers.



## Extra info

EBB TIDE is one of the few famous ocean cruiser-racing yachts, based on the popular concept of the smaller Nautor Swan 65. She is a timeless and very well built and well-maintained yacht with an elegant and well thought out luxury interior that breathes a pleasant sailing atmosphere. It is a great yacht to sail in comfort around the world. Logic set-up sailplan for shorthanded sailing and cockpit push button control. The aft cockpit is a perfect open air observation & steering station area, offering superb 360 degrees visibility, well sheltered separate steering & being also a separate private owners cockpit when at anchor. There has been an Italian captain on the boat in the last 13 years. Please contact us for more information !

## ACCOMMODATIE

Hutten	4
Slaapplaatsen	10
Bemanningshut	1
Bemanning slaapplaatsen	3
Interieur	teak (fine selected). Semi classic/modern style - very good condition
Vloer	teak With a carpet (which needs to be renewed)
Salon	Very spacious
Stahoogte salon (m)	2,05
Verwarming	CV New in 2010 : Eberspacher - Heavy Duty. Capacity 20.000 kCal.
Verwarming 2	Airconditioning reverse cycle heating (new in 2023)
Airco	airco omkeerbaar New in 2023
Navigatie ruimte	Completely renewed in 2010. The dual navigators seat offers an excelent overview of the navigation control centre. Logically professional instruments and monitoring set-up for easy readability & Yacht's Control. There is a lot of lockerspace for manuals, sea-charts & others incl. safety.
Kaartentafel	On starboard side, next to the main entrance. Headroom : 2,10 m
Achterkajuit	Accessible via aft corridor & via own steering cockpit entrance
Eetkamer	Very spacious



**Openslaande deur naar kuip**

To both cockpits

**Keuken**

The galley is semi separate and logically centralised located amidships (on port side) between centre deck cockpit & dining/saloon. Cupboard / Locker / Drawer / Space, fitted out for seaworthy stowing. Headroom : 2,05 m

**Aanrechtblad**

corian (White)

**Spoelbak**

roestvast staal 2 x

**Kooktoestel**

gas Miele : 2x ring gas & 2x ring electric with ss pan-holder

**Oven**

New in 2020 : Miele with grill (220 Volt - stainless steel body) - combined installed under the cooker - which is semi-cardanic mounted

**Afzuigkap**

Alpes

**Gasdetector**

ja

**Combi magnetron/oven**

Bosch (220 Volt)

**Koelkast**

2 x Custom made (220 Volt) stainless steel drawer (each 80 Litre & individual temperature control) with 1 x individual compressor (New in 2011). 1 x Custom built stainless steel top loader fridge (± 240 Litre & 1 x individual compressor). The compressors have their cooling from a hull integrated tank with a mix of cooling fluid/fresh water. In case that the temperature in this tank runs to high, an extra system can cool this tank with sea water. Further an economy switch levels the power consumption of both fridges while in inverter mode.

**Vriezer**

1 x Custom made (220 Volt) stainless steel top loader (250 Litre & individual temperature control) with 2 x individual compressor (New in 2011). The compressors have their cooling from a hull integrated tank with a mix of cooling fluid/fresh water. In case that the temperature in this tank runs to high, an extra system can cool this tank with sea water. Further an economy switch levels the power consumption of the freezer while in inverter mode.

**Warmwatersysteem**

220V + motor 70 Liter boiler

**Waterdruksysteem**

elektrisch 220V Hydrophore pump+pressure tank & 3x 24V pump & Carbon filter

**Hand en/of voetpomp**

In the galley

**Vaatwasser**

Miele (220 Volt)





IJsblokjesmachine	New in 2020 : Icerette (220 Volt), directly connected to the freshwater system.
Koffiezetapparaat	Nespresso
Kommaliewant	Chinaware & Glassware/crystal & Luxury cutlery for 8 persons & pots and pans & toaster.
Eigenaarshut	tweepersoonsbed In the aft cabin - Headroom : 1,94 m
Lengte bed (m)	2,05 x 1,40
Kledingkast	hangend/lades/legplanken
Badkamer	en suite Headroom : 1,95 m. CV heated towel rack.
Toilet	en suite In the bathroom
Toilet Systeem	elektrisch Sealand - Vacuum - fresh water flush
Wasbak	in de badkamer
Douche	en suite Headroom : 1,97 m
Gastenhut 1	stapelbed Starboard front cabin - Headroom : 2,07 m
Lengte bed (m)	1x 2,05 x 1,10 & 1x 2,05 x 0,70
Kledingkast	hangend en legplanken
Badkamer	en suite Headroom : 2,10 m with Radiator CV heated towel rack
Toilet	en suite In the bathroom
Toilet systeem	elektrisch Sealand Vacflush - Vacuum - fresh water flush
Wasbak	in de badkamer
Douche	en suite In the bathroom
Extra info	Lower wide (lovers) berth. Both berths with duvet and lee-cloth protection.
Gastenhut 2	stapelbed In the portside front cabin - Headroom : 2,07 m
Lengte bed (m)	1x 2,05 x 1,10 & 1x 2,05 x 0,70
Kleerkast	hangend en legplanken
Badkamer	gedeeld (With the crew) - Headroom : 2,10 m. CV heated towel rack.
Toilet	gedeeld
Toilet systeem	elektrisch Sealand - Vacuum - fresh water flush
Wasbak	in de badkamer
Douche	gedeeld





<b>Extra info</b>	Lower wide (lovers) berth. Both berths with duvet and lee-cloth protection.
<b>Gastenhut 3</b>	Or Crew Cabin - In the bow - Headroom : 1,88 - 2,05 m
<b>Lengte bed (m)</b>	Bunk bed: 1,97x0,70 & 1,97x0,98 & Port Side bed: 1,95x0,88
<b>Kleerkast</b>	hangend en legplanken
<b>Extra info</b>	It seems possible to alter this crew cabin into a 2 persons crew or guest cabin with an en-suite bathroom. This cabin has a separate acces for the crew to deck for optimized owners privacy.
<b>Wasmachine</b>	Bosch 8 Kg (220 Volt)
<b>Extra info</b>	The 24 Volt interior lights have been changed to LED in 2012. Some 220 Volt bulbs in cabins and dimmable spots. Indirect / cove / flood lighting, emergency lighting & courtesy (red) night lights. Pilot berth (2,15 x 1,05 m) in corridor (Headroom : 1,87m) to aft cabin. All mattresses on slatted berths (except the pilot berth) with luxury bedding & various towels with EBB TIDE. Natural & mechanical air ventilation throughout the yacht by hatches & stainless steel dorades. Mechanical & electric air ventilation in the bathrooms.
<b>Extra info</b>	Additional information Air-conditioning; Twin compressors for main saloon, galley & all cabins, all thermostatically controlled. The airco system is calculated that at an outside temperature of approx. 32 degrees Celsius an inside temperature of approx. 20 degrees Celsius can be achieved, at a sea water temperature of approx. 28 degrees Celsius. The Airco reverse-cycle Heating system is calculated that at an sea water temperature of approx. 10 degrees Celsius an inside temperature of approx. 20 degrees Celsius can be achieved.

## MOTOR(EN)

<b>Aantal motoren</b>	1
<b>Merk</b>	Mercedes Benz OM-422
<b>Type</b>	Wizeman Marine
<b>Pk</b>	265
<b>kW</b>	195.04
<b>Brandstof</b>	diesel
<b>Geïnstalleerd in jaar</b>	2010



<b>Maximale snelheid (kn)</b>	10,5
<b>Kruissnelheid (kn)</b>	8,5
<b>Verbruik (ltr/uur)</b>	20
<b>Motoruren</b>	2457
<b>Koelsysteem motor</b>	indirecte warmtewisselaar
<b>Aandrijving</b>	V-drive
<b>Schroefas afdichting</b>	ja
<b>Motorbediening</b>	pneumatisch Mannesmann Rexroth Micro Commander control system at steering
<b>Keerkoppeling</b>	hydraulisch Twin Disk, MG 509, reduction $i = 1.45$
<b>Boegschroef</b>	hydraulisch Retractable Sauer-Danfoss 22 Hp (2010 & partly overhauled 2023)
<b>Uitlaatsysteem</b>	watergekoeld With a waterlock & water - exhaust gas separator
<b>Stuwdruklager</b>	ja
<b>Type schroef</b>	vaanstand & electric variable pitch. Hundested VP5FR
<b>Schroefbladen</b>	3 - bronze skew back. Total overhaul by manufacturer in 2011
<b>Materiaal schroefas</b>	roestvast staal (type 316) approx. 62,5 mm
<b>Smeling schroefas</b>	oliebad /greasing/lunricating system. Overhauled by manufacturer in 2011
<b>Handlenspomp</b>	2 x
<b>Elektrische lenspomp</b>	2 x 24 Volt pump for forepeak & saloon. 1 x 220 Volt pump for engine room- & saloon bilge, with automatic/manual controlled/float switch. 3 x Automatic 24 Volt submersible pumps with automatic level switches for individual compartments including lazarette. Heavy Duty pump mounted on the main engine with manifold to engine room and saloon bilges. Compartments, direct overboard. Bilge pump engine room has a separate manifold function to suck oil into cannister.
<b>Bilge alarm</b>	ja
<b>Elektrische installatie</b>	12, 24, 220 & 380 Volt
<b>Generator</b>	stille separator Fisher Panda 30/4HD PMS (2024) 25 kW (at 1500 rpm) 230V 1-phase
<b>Draaiuren generator</b>	ja
<b>Generator 2</b>	stille separator Fisher Panda 12000 NE PMS (2011) 9 kW (at 3000 rpm) 230V



<b>Draaiuren generator 2</b>	ja
<b>Accu's</b>	Emergency bank : 24 Volt New in 2012 : 2 x 12 Volt gel batteries 160 Ah for VHS/SSB. Seaworthy stowed in boxes under lazarette. Emergency by-pass switch for start/service batteries.
<b>Startaccu</b>	New in 2019 : 2 x 24 Volt 135 Ah Gel battery. Seaworthy stowed in boxes in corridor.
<b>Lichtaccu</b>	New in 05/2021 : 10 x 24 Volt Liontron Lithium battery 100 Ah (1000 Ah in total) - Integrated battery management system. Seaworthy stowed in boxes in engine room.
<b>Navigatie accu</b>	New in 2012 : 24 Volt 24 x 2 Volt maintenance free battery (total of 840 Ah). Seaworthy stowed in boxes under saloon floor.
<b>Generatoraccu</b>	New in 2019 : 1 x 12 Volt 135 Ah Gel battery. Seaworthy stowed in box under navigation centre.
<b>Accu monitor</b>	ja
<b>Acculader</b>	4 x Mastervolt 24V/75A & 1 x Mastervolt 24V/50A
<b>Omvormer</b>	1 x Mastervolt 24V/3000 Watt & 1 x Mastervolt 24V/5000 Watt (New in 2012) supplying 220 Volt to outlets in throughout accomodations. Also suitable for $\pm$ 10 hours silent mode at anchor or cruising under sail. 1 x Victron Phoenix Pure Sinewave 24V/250 (for Wifi). 1 x Alfatronix 24V/12V converter
<b>Diodebrug</b>	ja
<b>Walstroom</b>	met kabel 2 x 25 m with waterproof 32 A 220 V plugs
<b>Scheidingstrafo</b>	2 x Ship shore separator 22A/50Hz frequency converter in aft peak. 1 x Global Power transformer (needs to be checked) 50-600V / 50-60Hz ( Proper working not guaranteed).
<b>Watermaker</b>	1 x Compagnie Hydrotechnique 24 Volt (New in 2019) Capacity approx. 60 l/hr = approx. 1200 l/24hr & 1 x Sea Recovery type Aqua Whisper dx 220 Volt (New in 2012) Capacity approx. 115 l/hr = approx. 2500 l/24hr.
<b>Extra info</b>	2 x 24 Volt approx. 120 A & 1 x 12 Volt approx. 80 A alternator on the main engine.



## Extra info

Additional information Fisher Panda 30/4HD PMS 25 kW generator; Installed in a stainless steel sound shield box, driven by a new engine (new in 2024). GRP Whisper type exhaust with waterlock & water/exhaust gas separator. Consumption approx. 4 l/hr. Start & stop controls at engine room & corridor. Automatic stop when cooling water/oil/overload alarm. Additional information Fisher Panda 12000 NE PMS Compact Power 9 kW generator; Installed in a GRP sound shield box, driven by 4 cylinder diesel. GRP Whisper type exhaust with waterlock & water/exhaust gas separator. Consumption approx. 2 l/hr. Start & stop controls at steering station & engine room & corridor. Automatic stop when cooling water/oil/overload alarm. Generator engine last serviced in 2023. One generator running for approx. 8 hours is sufficient for approx. 24 of electric power in anchor or sail mode (excluding airco).



## Extra info

6 Cylinder engine with Turbo charging. Separate (environment friendly) bilge under the main engine. Separate external oil cooler includes, gearbox hydraulic oil. The Twin Disk gearbox is installed with separate oil cooling heat exchangers and flexible couplings. Trolling valve system for manoeuvring at extra reduced propeller speed. V-drive prop shaft set-up. Twin Racor, Separ type fuel filters between the main tank and day tank, main engine and between day tank and main engine. 1 x Racor fuel filter for the generators and the heating system. Fuel transfer system manual/electric with manifold between main tank and day tank. The engine room is isolated with aluminium sheeting down to the waterline. Rubber-lead-lined sound isolation between the engine room and accommodation walls. Where required, the installations in the engine room have been installed on rubber mounts. Provisions are made in the yacht's construction to lift the entire main engine and generator outside through a soft patch in the centre cockpit. The engine room is equipped with a heavy duty mechanical ventilation system. Under pressure vent system to avoid smell in the accommodation. The engine start & stop controls, acoustic engine alarms, exhaust temperature meters and analogue/digital meters at both the steering station in the aft cockpit as in the engine room. 220 Volt TL-lamps & 24 Volt LED light in the engine room. The bow thruster is hydraulic/electric/360 degrees. Controlled in steering cockpit with joystick. Hydraulically driven by PTO from the main engine. Bow thruster has a separate hydraulic oil tank. Professional electrical installation by Huisman & refit (2010/2011) by Yacht Electronic Hamburg Holland. Many electrical parts within system renewed in 2010/2011. Separate main panels, switchboards for 12/24 Volt & 220/380 Volt, including automatic fuse-breaker switches, in the engine room and fuse-breaker switches, control panel in corridor near the navigation station. Several Voltage/Ampere meters and low voltage alarm. Charge/discharge meters. Several 24 & 220 Volt sockets. Manual supply take over.

## NAVIGATIE

### Kompas

1 x Suunto 6 1/2" (New in 2019) on the steering pedestal & 2 x deck built in compasses on SB and Port of aft cockpit (not functioning anymore, but kept for decoration) & 1x Sestrel Handheld Compass.



<b>Electrisch kompas</b>	1 x Furuno Digital Compass at the navigation desk and in both cockpits & 1 x Simrad type GC80 Gyro Compass (New in 2021) - interfaced to GPS/Autopilot/Radar/Chartplotter. Each of the above specified compasses can back-up the other. By GPS/ and read-out of autopilot.
<b>Multi control display</b>	ja
<b>Dieptemeter</b>	New in 2023 : Furuno analogue/digital
<b>Dieptemeter/log</b>	ja
<b>Log</b>	New in 2023 : Furuno analogue/digital
<b>Windmeetset</b>	New in 2023 : Furuno analogue/digital (speed,direction,angle,CH)
<b>Repeaters</b>	New in 2023 : Furuno in both cockpits
<b>Marifoon</b>	New in 2012 : 2 x Sailor VHF Thrane & Thrane 6222A with GMDSS distress button & repeater (1 x in the owners cabin & 1 x in the steering cockpit)
<b>Handmarifoon</b>	New in 2012 : 3 x Simrad / Walkie Talkies type Axis 50GMDSS waterproof
<b>Autopilot</b>	1 x Furuno (New in 2023), linked to navigation computer in steering cockpit & hydraulic steering drive unit (New in 2023) & 1 x Furuno (New in 2023) with 2 x screen (at the navigation desk & in the steering cockpit) & Satellite compass & remote control (cable) & hydraulic steering drive unit (New in 2023).
<b>Roerstand aanwijzer</b>	Via both autopilots
<b>GPS</b>	1 x Simrad MX510 & 1 x Simrad MX512
<b>Radar/plotter</b>	New in 2023 : Furuno 24VD with RCU-014 key-board
<b>Radar/GPS/plotter</b>	1 x Simrad NSE 8 (New in 2017) with integrated X-band radar. In combination with a Ecdis colour display at the navigation desk and a Simrad CS68 display in the owners cabin. ECDIS Computer software installed on two individual PC's (1 x for system at the navigation desk & 1 x for the system in the owners cabin). This chart plotter is linked to the AP70/80 autopilot at the navigation desk for automatic track following.
<b>Navtex</b>	Furuno Navtex Receiver NX-700
<b>PC computer</b>	New in 2023 : Windows with own display at navigation desk
<b>PC aansluiting</b>	ja



<b>Wifi antenne</b>	Wifi modem, Reach as usual for GSM in coastal waters. 1 x WiFi Switch8 - 60 W. Second WiFi as spare installed. Maretron Internet Protocol Gateway
<b>Elektronische kaart(en)</b>	Navionics charts
<b>AIS transceiver</b>	True Heading AIS Vision Pro
<b>Radio ontvanger</b>	ja
<b>Zendinstallatie</b>	New in 2012 : Sailor HF Thrane & Thrane SSB type 6301 MF/HF with DSC (Digital Selective Calling) & GMDSS distress button
<b>Epirb</b>	New in 2012 : Handheld Jotron Tron 40GPS US (World wide satellite emergency beacon, mounted on mizzen mast with a hydrostatic release).
<b>"MOB" zender</b>	2 x McMurdo S4/1033010 Hand-held (New in 2012). Search & Rescue transponder for radar detection.
<b>Navigatieverlichting</b>	Certified LED type as per international rules. Includes red over green & not under command. New in 2012 : 24 Volt LED navigation lights. In booms integrated 24 Volt LED cockpit lights. 24 Volt LED spreader deck lights. Removable light for Centre Cockpit.
<b>Zoeklicht</b>	24V, installed on mizzen mast, controlled from steering cockpit
<b>Extra info</b>	EBB TIDE is equipped with a most professional navigational, very rarely seen on this size of yachts, with safety and back-up systems. 2 x Sailor Thrane & Thrane TT3026C Inmarsat-mini C (2011), each with their Sailor Display and linked to a printer. Anti-piracy distress system with alarm buttons at various locations on board. 2 x Sailor Thrane & Thrane AP5042 Ship Security Alert & Alarm system for Inmarsat includes GMDSS distress button (upon press button the system automatically alerts coastguard with Yacht's name & position). 2 x EGS (Enhanced Group Call) if outside Navtex coverage.
<b>Extra info</b>	Phone is possible by Immarsat Fleet. Set of international code & nation guests flags. Various out-dated Admiralty paper charts & Nautical/Pilot books.

## UITRUSTING

<b>Buiskap</b>	New in 2018 : 1 x Blue for steering cockpit & 1 x Blue for midship cockpit with stainless steel frame
<b>Kuipentent</b>	New in 2018 : 1 x Blue over midship cockpit





<b>Bimini</b>	New in 2018 : 1 x Blue over steering cockpit & 1 x Blue over midship cockpit with stainless steel frame
<b>Zonnetent</b>	Over the main boom
<b>Wintertent</b>	Over the entire yacht
<b>Kuipkussens</b>	Blue, for both cockpits
<b>Kuiptafel</b>	Lacquered teak with folding sides panels (to create a very large table) in the midships cockpit.
<b>Zwemtrap</b>	roestvast staal & a stainless steel bathing ladder on either SB or Port side
<b>Loopplank</b>	New in 2023 : Designed and Custom Made entirely according to the owner's wishes; wider than the standard gangways, in stainless steel, the walking surface is in a teak grating, equipped with a removable handrail on both sides, easily foldable (into 3 parts) and to store directly in front of the opening gate on the stern.
<b>Dekdouche</b>	Hot and cold pressured water - deck integrated on Port side
<b>Anker</b>	CQR ploegschaar 180 Lbs galvanised anchor stowed on deck in bow anchor roller
<b>Ankerketting</b>	120 m - 13 mm galvanised anchor chain, stowed in separate centered chain locker (free from the hull). Chain end secured by cut/release. Chain length counting by colour indication.
<b>Anker 2</b>	Danforth With 120 m - 18 mm Nylon anchor line
<b>Ketting teller</b>	ja
<b>Ankerlier</b>	hydraulisch Lofrans Titan B, 2000W/24V/pulling power 1000 kg with a cover
<b>Kaapstander</b>	Electric vertical type of anchor winch. Stainless steel chain stopper. Windlass controlled by remote control/deck built in push-buttons.
<b>Dekwasinstallatie</b>	220 Volt electric Heavy Duty pump. Sea water/Fresh water system with outlets on foredeck with hose.
<b>Bijboot</b>	vaste romp New in 2024: Highfield RIB with an aluminium hull (with a cover)
<b>Buitenboordmotor</b>	Yamaha 15Hp 4-stroke (New in 2011, overhauled in 2023)
<b>Buitenboordmotorsteun</b>	ja
<b>Zeereeling</b>	draad Double wire - 90 cm high
<b>Handgreep (opbouw)</b>	roestvast staal



<b>Zij-instap in reling</b>	On both sides and on the stern
<b>Hekstoel</b>	Stainless steel
<b>Preekstoel</b>	Stainless steel
<b>Reddingsvlot</b>	New in 2012 : DSB liferaft with automatic hydrostatic releases
<b>Reddingsvlot (pers)</b>	container 12
<b>Reddingsvlot laatst gekeurd</b>	05-2021
<b>Zwemvesten</b>	8 x Life Jacket with flashlight & tether, stowed in cabin lockers, serviced yearly
<b>Veiligheidsharnas</b>	8 x Safety harness (stowed in cabins, mostly incl. live lines)
<b>Reddingsboei</b>	New in 2012 : 2x horseshoe Lifebuoy
<b>Joon</b>	New in 2012 : 2 x Jon Buoy, man overboard with flashlight inflatable type
<b>Veiligheidslijnen op dek</b>	Walk around life line over deck
<b>Hoorn</b>	luchtdruk
<b>Verrekijker</b>	ja
<b>Radar reflektor</b>	2 x
<b>Stootkussens</b>	12 x with covers, with EBB TIDE printed on them
<b>Landvasten</b>	Various are present
<b>Reserve onderdelen</b>	Included various for engine, generators, pumps, toilets, etc.
<b>Gereedschap</b>	Several in toolbox & in workbench, incl. electric drill
<b>TV</b>	1 x Loewe satellite TV (New in 2012 - in owners cabin) & 1 x built-in Loewe TV (New in 2019 - in the saloon)
<b>TracVision ball</b>	KIV-IHI/Trac-Vision, Satellite trac system (tv receiver&decoder)
<b>Radio-cd speler</b>	1 x Sonos (individual) soundsystem & CD (in owners cabin) & Sonos Sound system slave in the cockpit & 1 x Denon radio (in the saloon) & 2 x Onkyo radio (in front bunk bed cabins)
<b>DVD speler</b>	Sharp DVD/Blu-Ray 3D player (in the saloon)
<b>Kuipspeakers</b>	2 x
<b>Speakers in salon</b>	4 x
<b>Speakers in hut</b>	2 x in each cabin
<b>Klok - barometer</b>	Wempe
<b>Brandblusser</b>	7 x portable foam & 4 x CO2 (yearly serviced)
<b>Brandblusser laatst gekeurd</b>	2023



<b>Brandblusser in motorkamer</b>	FM200 automatic fire fighting system in engine room (to active from outside engine room)
<b>Automatisch brandblussysteem</b>	ja
<b>Extra info</b>	Air compressor in lazarette, with several air outlets. 2x Diving air bottle. Several Flash lights. Bosun's chair.
<b>Extra info</b>	1 x 220 Volt electric Heavy Duty Fire-fight pump & hose. Sea water system with outlet on aft deck. 2 x Fore safety suit (each includes clothes & a helmet & a 10 minutes air mask). Fire blankets in the galley area. Fire & Smoke alarm detection system with a control panel & a Fifi-Deckma acoustical alarm with smoke detectors/alarms in all accomodations & heat detection system in the engine room. Distress flares - several in container (Renewed in 2021).
<b>Extra info</b>	General ships-plan, tank-plan, electricity plan, various construction drawings, manuals for most equipment (mainly in English language) & Ships computer/notebook (with relevant data + maintenance service + parts information) are present.

## TUIGAGE

<b>Tuigage</b>	kits-kotter Masthead
<b>Staad want</b>	Rod Stainless steel Navtec Rodrigging approx. 10-12 mm
<b>Merk mast</b>	Rondal
<b>Materiaal mast</b>	aluminium gespoten Masts & Booms. White painted in 2010 & partly repainted in 2025
<b>Zalingen</b>	Main mast with 3 sets & Mizzen mast with 2 sets. All white painted in 2010 & partly repainted in 2025
<b>Doorgestoken mast</b>	Hydraulic pump/jack to set or release mast/rig tension
<b>Grootzeil</b>	North Sails : Norlam (approx. 102m2 - purchased 05/2009 and only used until 08/2009. Due to refit until 2012, in fact commissioned since 2012).
<b>Rolgrootzeil</b>	Rondal Mainsail & Mizzen in-mast furl system
<b>Bezaan</b>	North Sails : Norlam (approx. 40m2 - purchased 05/2009 and only used until 08/2009. Due to refit until 2012, in fact commissioned since 2012).



<b>Fok</b>	North Sails : Norlam (approx. 78m2) with UV protection strip (purchased 05/2009 and only used until 08/2009. Due to refit until 2012, in fact commissioned since 2012).
<b>Genoa I</b>	North Sails : Norlam (approx. 176m2) with UV protection strip (purchased 05/2009 and only used until 08/2009. Due to refit until 2012, in fact commissioned since 2012). The present owner replaced the original Genoa II for a larger Genoa I, which does give the yacht a better performance under Mediterranean wind conditions. Original Genoa II according to the Huisman design was 126m2. Total sailing area windwards is now 318m2 (with original Genoa II it was 268m2). Genoa sheets renewed in 2021.
<b>Genoa rolreefsysteem</b>	New in 2012 : Hydraulic Reckmann furling system
<b>Kotter rolreefsysteem</b>	New in 2012 : Hydraulic Reckmann furling system
<b>Stagzeil</b>	New in 2012 : North Sails
<b>Reefinstallatie</b>	rolgrootzeil in de mast Rondal Mainsail & Mizzen with Hydraulic Navtec outhaul/tensioner
<b>Achterstagspanner</b>	hydraulisch Navtec & also Babystay tensioner
<b>Giekneerhouder</b>	hydraulisch Main boom Navtec & manual Mizzen boom
<b>Primaire schootlieren</b>	4 x Stainless steel hydraulic Lewmar 68ST (Mainsail & Staysail)
<b>Secondaire schootlieren</b>	1 x hydraulic Lewmar 55ST (Mizzen)
<b>Genoa schootlieren</b>	2 x Stainless steel (new in 2011) hydraulic Lewmar 111 ST & 2 x grinder (overhauled in 2011) for these winches
<b>Vallieren</b>	3 x Stainless steel Lewmar 54ST (Mizzen) & 3 x Lewmar 46ST (main mast) & 6 x Lewmar 65ST (near main mast)
<b>Multifunctionele lieren</b>	4 x Lewmar 46ST (main mast) & 3 x Lewmar 52ST (mizzen mast)
<b>Spinnakerboom</b>	aluminium 2 x White painted in 2010
<b>Jockey-boom</b>	aluminium 1 x White painted in 2010
<b>Geïsoleerde achterstag</b>	Navtec Isolators



## Extra info

Majority of rigging where required overhauled or renewed 2010-2015. Dynema halyards. Modern stainless steel/Delrin Rondal Ocean Racing blocks with ball bearing. Custom made stainless steel & aluminium Rondal fittings & hardware & rope jammers & custom made Rondal Ocean Racing deck gear. All winches overhauled in 2023. Additional winches : 2 x hydraulic Lewmar 68ST (main mast backstays) & 2 x Lewmar 52ST (mainsail traveller) & 1 x hydraulic Lewmar 68ST (mainsail outhaul) & 1 x hydraulic Lewmar 58ST (mizzen outhaul) & 4 x winch handle. Mainsail sheet button with prevention lid. Most hydraulic winches labelled with integrated backlight. For Safety reason the main switch board has an overall stop switch for the hydraulic systems. All 4 furling sail systems have a manual back up.

## Extra info

Hydraulic power installed in the engine room for sail winches & sail furlers. The hydraulic pumps are electric driven from the service battery group. Furling sails and winches have their individual hydraulic pumps.



# ROYAL HUISMAN 2600





# ROYAL HUISMAN 2600





# ROYAL HUISMAN 2600






# ROYAL HUISMAN 2600





# ROYAL HUISMAN 2600





# ROYAL HUISMAN 2600






# ROYAL HUISMAN 2600





# ROYAL HUISMAN 2600



# ROYAL HUISMAN 2600






# ROYAL HUISMAN 2600



# ROYAL HUISMAN 2600







# ROYAL HUISMAN 2600




# ROYAL HUISMAN 2600





# ROYAL HUISMAN 2600



# ROYAL HUISMAN 2600





# ROYAL HUISMAN 2600





# ROYAL HUISMAN 2600

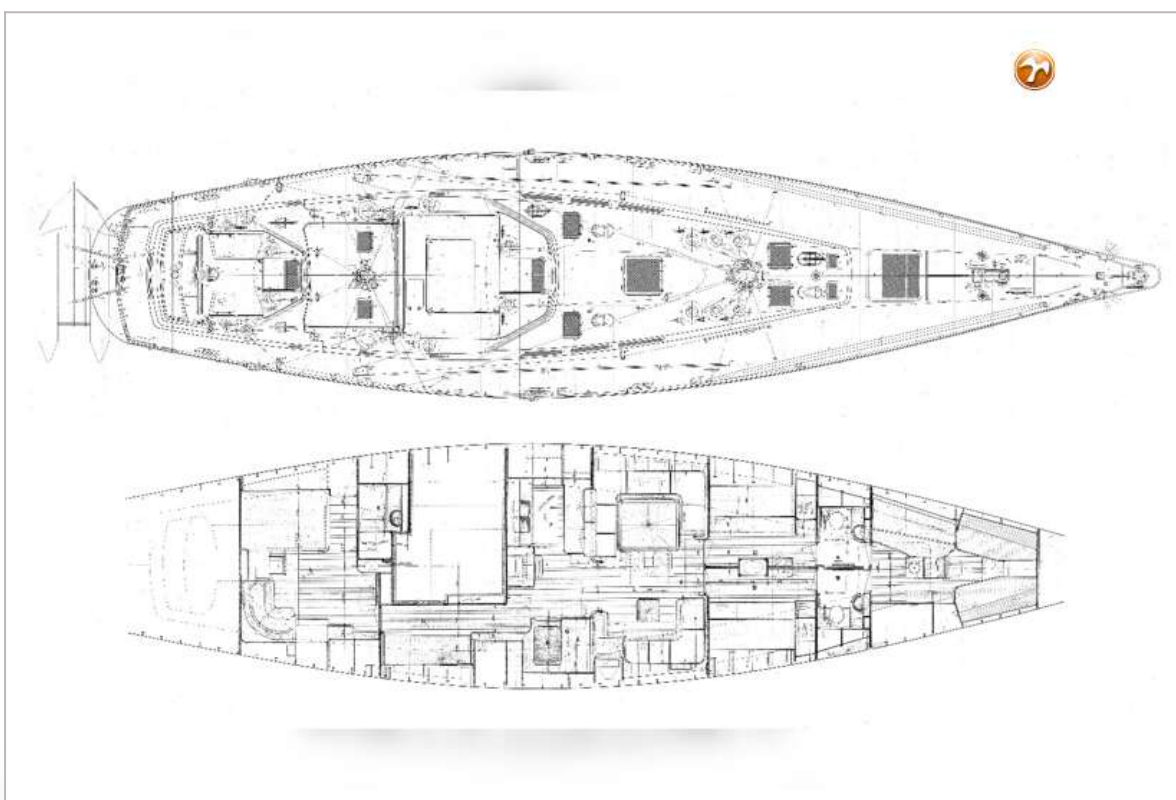


# ROYAL HUISMAN 2600






# ROYAL HUISMAN 2600



# ROYAL HUISMAN 2600





# ROYAL HUISMAN 2600

