



DE VALK
YACHT BROKERS



RO/PAX DOUBLE ENDED FERRY 72 M



DE VALK
YACHT BROKERS

RO/PAX DOUBLE ENDED FERRY 72 M

VAN DE MAKELAAR

RO-RO & Passengers Ferry constructed in 2004 and she has been used as Land Craft for local connection between an island and the mainland. Very well maintained by the owner who has been the same since new. Ferry boat in top condition as if new. PAX capacity 406. Cars: 80.

Sofia Iliia-Salvanou

SPECIFICATIES

Afmetingen	73.00 x 15.00 x 2.04 (m)	Bouwer	KANELLOU BROS PERAMA
Bouwjaar	2004	Hutten	
Materiaal	Staal	Slaapplaatsen	
Motor(en)	4 x IVECO AIFO C13 ENT M5 diesel	Pk/Kw	4 x 2,000.00 (pk), 1,472.00 (kw)
Vraagprijs	€ 3.300.000 (BTW Niet betaald)	Ligplaats	elders / niet bij verkoopkantoor

CONTACT

Kantoor	De Valk Corfu	Telefoon	(+30) 6948681503
Adres	New Port of Corfu, near Gouvia Marina 490 83 Corfu GR	E-mail	corfu@devalk.nl

DISCLAIMER

Hoewel er uiterste zorg besteed is aan de correctheid, volledigheid en actualiteit van onze informatie kunnen hieraan geen rechten worden ontleend.



RO/PAX DOUBLE ENDED FERRY 72 M

ALGEMEEN

Model	RO/PAX DOUBLE ENDED FERRY 72 M
Type	motorjacht
Lengte (m)	73,00
Lengte waterlijn (m)	55,00
Breedte (m)	15,00
Diepgang (m)	2,04
Bouwjaar	2004
Gebouwd door	KANELLOU BROS PERAMA
Land	Griekenland
Bruto tonnage	885 T
Netto tonnage	275
Romp materiaal	staal
Brandstoftank (liter)	ja
Drinkwatertank (liter)	ja
Vuilwatertank (liter)	21,34 M2
Stuurwiel	ja
Extra info	4 X 15 Kw WINCHES: 2 for anchors & 2 for ramps
Extra info	Fuel consumption: at 1000 RPM: 100Lt /h, at 1200 RPM: 180 Lt/h,
Extra info	At 1400 RPM: FUEL CONSUMPTION 220 Lt/h, at 1600 RPM: 260 Lt/h

ACCOMMODATIE

Bemanningshut	5 (2 single plus 3 cabins with twin beds)
Airco	4 units (3 for the saloon plus 1 for cabins and helm station)

MOTOR(EN)

Aantal motoren	4
Merk	IVECO
Type	AIFO C13 ENT M5



RO/PAX DOUBLE ENDED FERRY 72 M

Pk	2000
kW	1472
Brandstof	diesel
Gereviseerd in jaar	Nr 2 engine on 15.02.2024
Maximale snelheid (kn)	12
Kruissnelheid (kn)	7
Verbruik (ltr/uur)	332
Motoruren	13.600
Koelsysteem motor	FUEL CONSUMPTION at 2100 RPM: 332 Lt/h
Aandrijving	Z-drive
Type schroef	4 X SST2000 (SCHOTTEL)
Elektrische lenspomp	ja
Generator	380V
Generator 2	X 2 (380V X20
Accu's	ja
Extra info	Engs Hrs: N1: 33.400 h Nr 2 33.100h, Nr 3 14.000 h Nr 4:13.600h
Extra info	Generators x3. Nr1 21500 hours, Nr2 8800 h, Nr3 30559hours
Extra info	4 x 5,5 Kw pumps for general use & for fire

NAVIGATIE

Kompas	RITCHIE POWERDAMP-magnetic
Dieptemeter	KODEN CVS 118 X1
Marifoon	ICOM x 2 (IC M330 & IC M323)
Autopiloot	VETH
Radar	KODEN MDC
GPS	GEONAV X 1
Plotter	GECNAN 6 SUNSHINE X 1
AIS transponder	ja
Navigatieverlichting	ja



UITRUSTING


Anker	ja
Ankerketting	ja
Reddingsvlot	13 x 20 pax each
Reddingsvlot (pers)	container 260
Zwemvesten	448 for adults plus 40 for children
Reddingsboei	ja
Stootkussens	ja
Landvasten	ja
Reserve onderdelen	ja
Gereedschap	ja
Brandblusser	Portable: 25 extinguishers
Extra info	2 marine sea water pumps for fire fighting
Extra info	Means of stopping fuel and air in case of an emergency
Extra info	2 diesel pumps x 0,88Kw, 2 water pumps x1,7Kw & 1x 0,88 MARPOL





RO/PAX DOUBLE ENDED FERRY 72 M




RO/PAX DOUBLE ENDED FERRY 72 M




RO/PAX DOUBLE ENDED FERRY 72 M





RO/PAX DOUBLE ENDED FERRY 72 M




RO/PAX DOUBLE ENDED FERRY 72 M





RO/PAX DOUBLE ENDED FERRY 72 M




RO/PAX DOUBLE ENDED FERRY 72 M



RO/PAX DOUBLE ENDED FERRY 72 M





RO/PAX DOUBLE ENDED FERRY 72 M





RO/PAX DOUBLE ENDED FERRY 72 M




RO/PAX DOUBLE ENDED FERRY 72 M



RO/PAX DOUBLE ENDED FERRY 72 M



RO/PAX DOUBLE ENDED FERRY 72 M



RO/PAX DOUBLE ENDED FERRY 72 M




RO/PAX DOUBLE ENDED FERRY 72 M



RO/PAX DOUBLE ENDED FERRY 72 M




RO/PAX DOUBLE ENDED FERRY 72 M




RO/PAX DOUBLE ENDED FERRY 72 M



RO/PAX DOUBLE ENDED FERRY 72 M



RO/PAX DOUBLE ENDED FERRY 72 M



RO/PAX DOUBLE ENDED FERRY 72 M

